


---

This is a reproduction of a library book that was digitized by Google as part of an ongoing effort to preserve the information in books and make it universally accessible.

Google™ books

<https://books.google.com>




Schick, Frank L.

SURVEY OF SPECIAL LIBRARIES SERVING  
THE FEDERAL GOVERNMENT.

LAW  
Z  
675  
G7  
S3





Survey of  
**SPECIAL LIBRARIES**  
Serving the  
**FEDERAL GOVERNMENT**



1  
A  
S  
E  
T  
E

*Special, Federal*

**SURVEY OF SPECIAL LIBRARIES**  
**SERVING**  
**THE FEDERAL GOVERNMENT**

**U.S. DEPARTMENT OF HEALTH, EDUCATION, AND WELFARE**

*Wilbur J. Cohen, Secretary*

**Office of Education**

*Harold Howe II, Commissioner*

A publication of the  
**NATIONAL CENTER FOR EDUCATIONAL STATISTICS**

**F. C. Nassetta, *Acting Assistant  
Commissioner***

**S. Shtulman, *Director, Division of  
Statistical Operations***

**Prepared by Frank L. Schick, University of Wisconsin-Milwaukee, with the assistance of Paul Howard, Executive Secretary, Federal Library Committee, in cooperation with the National Center for Educational Statistics, U.S. Office of Education under Contract No. OEG-4-7-001913-1913 Project No. 0-01913.**

**For sale by the Superintendent of Documents, U.S. Government Printing Office  
Washington, D.C., 20402 - Price 75 cents  
Superintendent of Documents Catalog No. FS 5.215:15067  
U. S. GOVERNMENT PRINTING OFFICE, WASHINGTON : 1968**

## PREFACE

This report presents detailed data on the special libraries which are serving the Federal Government in the United States. It is the third comprehensive study which deals with the activities and functions of these libraries which have been established during the past 167 years.

The first general report about these libraries appeared as "Libraries of the Federal Government," Chapter X of Public Libraries in the United States of America, Washington, D.C., Department of Interior, 1876. In discussing their origins, this study explained that:

"They have grown out of the exigencies of . . . administration. Before the government was removed from Philadelphia to Washington, members of Congress and the executive officers of the several departments were obliged to avail themselves of the courtesy of a proprietary library. The new Capitol offered no such facilities. The Library of Congress was therefore begun, and has grown, as needs required, until it now numbers over 300,000 volumes and 60,000 pamphlets.

As the business of administration increased, and its cares were divided by the creation of new departments, a reference library for each was found necessary for the proper conduct of business. In like manner, it became essential from time to time to form libraries in a number of the bureaus of the departments. With three or four exceptions, these libraries have been formed with reference to the special duties devolving on the respective bureaus." 1/

The second report, "Federal Departmental Libraries; A Summary Report of a Survey and a Conference" by Luther H. Evans, was published by the Brookings Institution in 1963. These two reports contain some quantitative data but they are primarily descriptive. The major contribution of the Evans study was to propose policies and actions for the development of Federal libraries. With regard to statistics, Evans recommended that "it would be desirable for the Library Services Branch of the Office of Education to determine the kinds of statistics that would be most generally useful, advise agencies on the statistics they should maintain, and itself compile or consolidate and analyze some of the more basic data." He concludes that "agencies have not made sufficient use of statistics in their library operations. Librarians, for the most part, have also been unconvinced of the importance of reliable data for good management. As a result, too little is known

---

1/ U.S. Office of Education. Public Libraries in the U.S.A., Washington, D.C., Department of Interior. 1876. p.252



about library costs - the personnel and funds required for various objectives and services." Evans believes that to remedy this situation, some central agency or body must become responsible for developing comparable definitions and statistical measures. 2/

As a result of the recommendations of the Evans study, a Federal Library Committee was created by the Bureau of the Budget with the responsibility to coordinate various activities and establish general policies and guidelines for Federal libraries. In line with these activities, the Federal Library Committee and the Office of Education, National Center for Educational Statistics, discussed in the spring of 1965 the possibility of conducting the first statistical survey of special libraries which serve the Federal Government.

Statistics of academic, public (those in posts, camps and stations), school and patient libraries in hospitals of the Federal Government remain to be collected.

In the fall of 1965, the Federal Library Committee and the Office of Education's National Center for Educational Statistics established a cooperative arrangement by which the Committee undertook to prepare the survey forms with the Office of Education's assistance and circularize the Federal libraries. The Center undertook to edit and process the returns. In fulfilling its agreement, the Center contracted in April of 1967 with the School of Library and Information Science at The University of Wisconsin - Milwaukee for the editing and machine processing of the returns and the writing of this report.

---

2/ Evans, Luther H. et al., Federal Departmental Libraries, Washington, D.C., Brookings Institution, 1963. Chap. 5.

Frank L. Schick, Director  
School of Library & Information Science  
University of Wisconsin - Milwaukee

**SURVEY OF SPECIAL LIBRARIES SERVING  
THE FEDERAL GOVERNMENT**

**CONTENTS**

	<b><u>Page</u></b>
<b>PREFACE .....</b>	<b>iii</b>
<b>INTRODUCTION</b>	
<b>Scope of Survey .....</b>	<b>1</b>
<b>Survey Procedure .....</b>	<b>1</b>
<b>Summary Data .....</b>	<b>2</b>
<b>ORGANIZATIONAL PATTERNS</b>	
<b>Age and Location .....</b>	<b>7</b>
<b>Government Agencies Served .....</b>	<b>10</b>
<b>Regulations Concerning Use .....</b>	<b>10</b>
<b>LIBRARY CLIENTELE AND ACTIVITIES</b>	
<b>Occupations of Primary Users .....</b>	<b>12</b>
<b>Traditional Library Activities .....</b>	<b>12</b>
<b>Automated Activities and Equipment .....</b>	<b>16</b>
<b>RESOURCES OF LIBRARIES - MATERIALS AND STAFF</b>	
<b>Subject Areas of Collections .....</b>	<b>19</b>
<b>Types of Materials in Collections .....</b>	<b>19</b>
<b>Staffing Patterns .....</b>	<b>20</b>
<b>OPERATING EXPENDITURES .....</b>	<b>21</b>
<b>BASIC TABLES .....</b>	<b>24</b>
<b>APPENDICES</b>	
<b>Technical Notes .....</b>	<b>84</b>
<b>Agency Code .....</b>	<b>85</b>
<b>User Occupation and Subject Area Code .....</b>	<b>86</b>
<b>Pay Scale of the Civil Service</b>	
<b>Classification Act .....</b>	<b>87</b>
<b>Directory of Special Federal Libraries .....</b>	<b>88</b>
<b>Report Form .....</b>	<b>105</b>

LIST OF TABLES

Page

TEXT TABLES

A. Selected Data on U.S. Libraries, by Type, Fiscal Year 1965 .....	2
B. Number of Responding Special Federal Libraries, by Type .....	3
C. Selected Data on Resources, Expenditures and and Staffing of Special Federal Libraries, by Region .....	4
D. Averages for Special Federal Libraries (Excluding National Libraries), by Region and Type .....	5
E. Establishment Dates of Special Federal Libraries, 1815 to 1965 .....	7
F. Summary Data on Availability of Special Federal Libraries to the General Public .....	11
G. Library Activities of Special Federal Libraries..	15
H. Number of Special Federal Libraries Reporting Automation Activities, by Agency and Status ..	16
I. Automation Activities of Special Federal Libraries, by Agency and Type of Activity ....	17
J. Summary Data on Resources of Special Federal Libraries .....	19
K. Summary Data on Personnel of Special Federal Libraries .....	20
L. Selected Library Expenditure Data (in percent), by Type of Institution and Category .....	22
M. Summary Operating Expenditure Data of Special Federal Libraries (in dollars), by Category ..	22

BASIC TABLES

1. Selected Management Data of Special Federal Libraries, by Library, Fiscal Year 1965-	
A. Washington Metropolitan area .....	24
B. U.S., by State, Excluding Washington Metropolitan Area .....	28

2. Operating Expenditures and Personnel Data of Special Federal Libraries, by Library, Fiscal Year 1965-	
A. Washington Metropolitan Area .....	40
B. U.S., by State, Excluding Washington Metropolitan Area .....	44
3. Selected Data on Equipment and Activities of Special Federal Libraries, by Library, Fiscal Year 1965-	
A. Washington Metropolitan Area .....	56
B. U.S., by State, Excluding Washington Metropolitan Area .....	60
4. Summary Data on Resources of Special Federal Libraries, Fiscal Year 1965-	
A. Washington Metropolitan Area .....	74
B. U.S., Excluding Washington Metropolitan Area .....	74
5. Measures of Variability on Resources of Special Federal Libraries in the Washington Metropolitan Area, Fiscal Year 1965-	
A. Civilian Departments .....	75
B. Other Civilian Agencies .....	75
C. Department of Defense .....	75
6. Measures of Variability on Resources of Special Federal Libraries in the U.S., Excluding Washington Metropolitan Area, Fiscal Year 1965-	
A. Civilian Departments and Other Agencies Excluding Veterans Administration .....	76
B. Department of Defense .....	76
7. Summary Data on Operating Expenditures of Special Federal Libraries, Fiscal Year 1965-	
A. Washington Metropolitan Area .....	77
B. U.S., Excluding Washington Metropolitan Area .....	77
8. Measures of Variability on Operating Expenditures of Special Federal Libraries in the Washington Metropolitan Area, Fiscal Year 1965-	
A. Civilian Departments .....	77
B. Other Civilian Agencies .....	77
C. Department of Defense .....	77



BASIC TABLES (Continued)

9.	Measures of Variability on Operating Expenditures of Special Federal Libraries in the U.S., Excluding the Washington Metropolitan Area, Fiscal Year 1965-	
	A. Civilian Departments and Other Agencies Excluding Veterans Administration .....	78
	B. Department of Defense .....	78
10.	Summary Data on Personnel of Special Federal Libraries, Fiscal Year 1965-	
	A. Washington Metropolitan Area .....	79
	B. U.S., Excluding Washington Metropolitan Area .....	79
11.	Summary Data on Chief Librarians of Special Federal Libraries, Fiscal Year 1965 .....	80
12.	Subject Areas of Collections of Special Federal Libraries, Fiscal Year 1965 .....	81

CHARTS

1.	Cumulative Number of Special Federal Libraries, by Date of Establishment and Region, 1900-1965	8
2.	Cumulative Number of Special Federal Libraries, by Date of Establishment and Type, 1900-1965..	9
3.	Primary Occupations of Users of Special Federal Libraries, 1965 .....	13
4.	Primary Subject Areas of Collection of Special Federal Libraries by Region, 1965 .....	14

## INTRODUCTION

### SCOPE OF SURVEY

This report presents comprehensive statistical and related information on special libraries serving the Federal Government which, for the purpose of this survey, are defined as reference and/or research libraries organized and administered by a separate department, independent agency, authority, commission or component of the Executive, Judicial or Legislative Branch of the U.S. Government. Also included are National libraries. Excluded from this survey are quasi-academic libraries (these at the service academies), the quasi-public libraries (those at military posts, camps and field stations), school libraries for dependents, patient libraries in hospitals, and various libraries outside the Continental U.S. (i.e. U.S. Information Agency libraries and those in the military installations around the world). Excluded also are the smallest collections of informational materials of a specialized nature with less than one man-year devoted to their maintenance and use and/or those expending less than \$10,000 per year, including salaries.

The survey provides specific information on the establishment and location of the specialized libraries serving the Federal Government, their organization, staff and operating expenditures. Data are also given for the primary subject area of these collections and primary occupations of their users. Library functions performed traditionally and by automated means are tabulated.

### SURVEY PROCEDURE

The form on which this survey is based was developed as a cooperative effort by the Federal Library Committee and the U.S. Office of Education. It was designed to conform to the pattern of statistical library reporting as developed in the Office of Education over the last few years.

The questionnaires were mailed out in November 1965, requesting data for Fiscal Year 1965. Two follow-ups were made which brought the total returns to 437 or 86% of the estimated universe of 508 libraries falling within the scope of the survey as defined above. Of the 437 libraries, reports are available for 358. This results from the fact that, of the 175 field station libraries of the Veterans Administration, only 96 reported on the survey form. Summary data on the other 79 were provided by VA headquarters. Thus, most of the detailed tabulations in this publication are based on 358 special Federal libraries.

The questionnaires were returned to the Federal Library Committee and turned over to the School of Library and Information Science in April of 1967. After editing and machine programming, preliminary runs of the data were made in May and June of 1967 for use of the National Commission on Libraries.

## SUMMARY DATA

The American library scene covers a wide range of organizations and educational institutions which maintain library and information centers for informational and educational purposes. Table A indicates that among the four largest identifiable groups, special Federal libraries are the smallest in terms of all categories. They serve primarily Federal legislators and officials - but extend their services directly and indirectly to all segments of the population.

TABLE A

SELECTED DATA ON U.S. LIBRARIES, BY TYPE, FISCAL YEAR 1965

Type of library	Number of libraries	Volumes	Expenditures for library materials
Public and Private Elementary and Secondary School Libraries (1956-66) ..	<u>1</u> /49,000	209,000,000	\$ 85,000,000
Public and Private College and University Libraries (1965-66) .....	2,200	265,000,000	111,000,000
Large Public Libraries (Serving populations of 25,000 and over) .....	1,100	201,000,000	59,000,000
Special Federal Libraries ..	437	35,000,000	10,000,000

1/ 1962-63

Special Federal libraries have a number of unique features. They duplicate fewer items than most other libraries, have collections which present concentrations in specific subject fields unparalleled anywhere (i.e. National Library of Medicine, Bureau of the Census) and, due to copyright legislation and exchange arrangements, receive vast amounts of material free of charge.

For purposes of this survey, the libraries were divided into types according to the agencies they serve. (Table B)

TABLE B

NUMBER OF RESPONDING SPECIAL FEDERAL LIBRARIES, BY TYPE

Library	Number	Percent distribution
Total .....	437	100
<b>Civilian Agencies:</b>		
National Libraries .....	3	1
Executive Departmental Libraries..	71	16
VA Field Station Libraries * .....	175	40
Others .....	52	12
Department of Defense libraries .....	136	31

\* Although 96 VA field station libraries responded directly to the survey, summary reports for all 175 VA libraries were supplied by VA headquarters and are included in summary tables where indicated.

The Department of Defense libraries represent 38 percent of all libraries in the survey while the Civilian agencies account for the remainder. By and large, Federal libraries are not directly coordinated in their operations because each library is primarily attached to a specific agency. Procurement procedures and operational guidelines change with the parent organization which provides for their support. Similarities exist due to the dependence of all agencies regarding personnel on the Civil Service Commission. Additional cooperative activities are being developed by the Federal Library Committee.

The three National libraries are distinguished from all others by the size of their operations, the financial support accorded to them by Congress, and their integrated operations which are now in the process of regionalization, a transitional phase pointing toward their establishment of National library systems or information networks. Although the Veterans Administration Library System has service points throughout the country, it is not a "National" library system as defined in this report.

Table C shows the distribution of library resources, staff and expenditures by region. For the purpose of this study, Region I indicates the District of Columbia and the neighboring areas in Maryland and Virginia comprising the Washington Metropolitan Region; other parts of the United States are designated as Region II.



TABLE C

**SELECTED DATA ON RESOURCES, EXPENDITURES AND STAFFING OF  
SPECIAL FEDERAL LIBRARIES, BY REGION \***

Item	Total	Washington Metropolitan Area	U.S., excluding Washington Metropolitan Area
<b><u>Resources</u></b>			
Volumes .....	33,742,315	23,769,796	9,972,519
Serial titles .....	312,775	227,567	85,208
Government documents and technical reports.	14,311,647	9,042,298	5,269,349
Microform .....	4,735,450	1,390,235	3,345,215
Maps .....	4,759,494	4,030,443	729,051
<b><u>Expenditures</u></b>			
Total operating expenses .....	\$58,187,838	\$44,365,464	\$13,822,374
Salaries .....	\$39,396,795	\$31,151,414	\$ 8,245,381
Library materials ...	\$ 9,049,928	\$ 5,359,043	\$ 3,690,885
Binding and rebinding	\$ 1,026,480	\$ 746,495	\$ 279,985
Other expenses .....	\$ 8,701,635	\$ 7,101,512	\$ 1,600,123
<b><u>Staff**</u></b>			
Total positions .....	3,884	2,865	1,019
GS 5 and below .....	687	378	309
GS 6-9 .....	1,775	1,303	472
GS 10-13 .....	1,226	993	233
GS 14 and above .....	196	191	5

\* These figures include only the 96 VA libraries responding directly to the survey.

\*\* Does not include non-professional personnel in Library of Congress.

Among the data on resources the only exception to the concentration of materials in Region I is the holdings of microform in Region II, an obvious economic measure. The comparatively large holdings of government documents and reports in Region II indicate the need for these materials for field operations.

Of all expenditures, Region II receives 29 percent of the total outlays, 41 percent for library materials, but only 20 percent for salaries. This small proportion for salaries is explained by the distribution of higher salaried positions (of the 1422 top positions only 238 are in Region II).

**AVERAGES FOR REPORTING SPECIAL FEDERAL LIBRARIES (EXCLUDING NATIONAL LIBRARIES), BY REGION AND TYPE**

Item	Metropolitan Washington			Aggregate United States		
	Civilian departments	Department of Defense	Independent agencies	All civilian agencies	Department of Defense	Veterans Administration
Volumes, end of year .....	172,316	48,897	54,586	28,050	75,320	7,830
Added .....	7,156	1,771	2,291	1,943	1,955	566
Serial Titles, end of year .....	2,521	517	774	404	472	208
Added .....	796	42	35	69	57	38
Documents and technical reports, end of year .....	51,484	98,719	32,671	31,912	54,732	223
Added .....	1,875	5,146	5,288	3,590	7,204	46
Microforms, end of year .....	12,467	10,670	33,164	35,228	52,374	68
Added .....	668	2,135	8,446	10,240	15,128	373
Maps, end of year .....	65,126	51,872	75	33,197	1,644	58
Added .....	7,162	163	7	2,339	279	13
Total operating expense .....	\$173,748	\$93,790	\$112,385	\$62,492	\$84,359	\$21,855
Salaries .....	\$129,759	\$77,227	\$72,170	\$38,533	\$47,038	\$16,246
Library materials .....	\$38,614	\$22,230	\$36,842	\$21,443	\$24,326	\$5,340
Binding .....	\$4,610	\$1,618	\$2,918	\$1,345	\$2,501	\$604
Other expenses .....	\$16,073	\$4,274	\$4,929	\$4,601	\$18,377	\$200
Professional positions filled, end of year .....	8	5	5	2	2.3	1.6
Vacant** .....	2	2	2	1	1	1
Nonprofessional positions filled, end of year .....	7	5	4	2.5	4	1
Vacant** .....	2	2	2	1	0	0

\* Figures in parentheses represent the mean figure for all 175 VA libraries as supplied by VA Headquarters. Other figures in this column represent the mean figure for 96 individual VA libraries.

\*\* Vacancy figures should be used with caution because of the small number of replies received. They are included here merely to indicate that a shortage of personnel does exist.

To provide a statistical profile of the average Federal Library, Table D offers a Summary of averages for reporting libraries. In order to assure more valid comparisons, data for the National Libraries were excluded. The Department of Defense libraries in Region II are more numerous than civilian agency libraries - a situation which is reversed in Region I.

Basic Tables 1, 2 and 3 provide a listing of special Federal libraries by date of establishment, occupation of users, subject area of collections, resources, operating expenditures, personnel data, equipment and traditional activities.

A directory of all respondent libraries is given in the appendix.

## ORGANIZATIONAL PATTERNS

### Age and Location

The establishment of Federal libraries had its beginnings when Congress decided in 1800 to set up its own library, which was destroyed during the British occupation of Washington. It was revived in 1815 when Thomas Jefferson persuaded Congress to buy his own collection which became the foundation of the present (second) Library of Congress. Over the years, many additional Federal libraries came into existence; but their establishment was usually coincidental and not in accord with a predetermined plan. "In most cases," Evans found, "the jurisdiction of a new agency has been defined without reference to the maintenance of a library. Then, as the agency's work proceeded and a sufficient demand for books arose, steps were taken to establish small collections without much forethought as to the material to be acquired, the staffing, the place of the library in the departmental organization, or the manner of organizing the collection and providing adequate space for its growth..."<sup>1/</sup>

The number of libraries has spectacularly increased since 1940 (Table E). Of all special Federal libraries, about two-thirds have come into existence since Pearl Harbor and one-third between the War of 1812 and World War II.

TABLE E

#### ESTABLISHMENT DATES OF SPECIAL FEDERAL LIBRARIES, 1815 to 1965

Date	Number	Percent
Before 1900 .....	38	11
1900 - 1939 .....	84	23
1940 - 1965 .....	236	66

<sup>1/</sup> Evans, Luther H. et al., Federal Departmental Libraries, Washington, D.C., Brookings Institution, 1963. p.3-4.



CHART 1

CUMULATIVE NUMBER OF  
SPECIAL FEDERAL LIBRARIES, BY DATE OF  
ESTABLISHMENT AND REGION, 1900-1965

No. of  
librar-  
ies

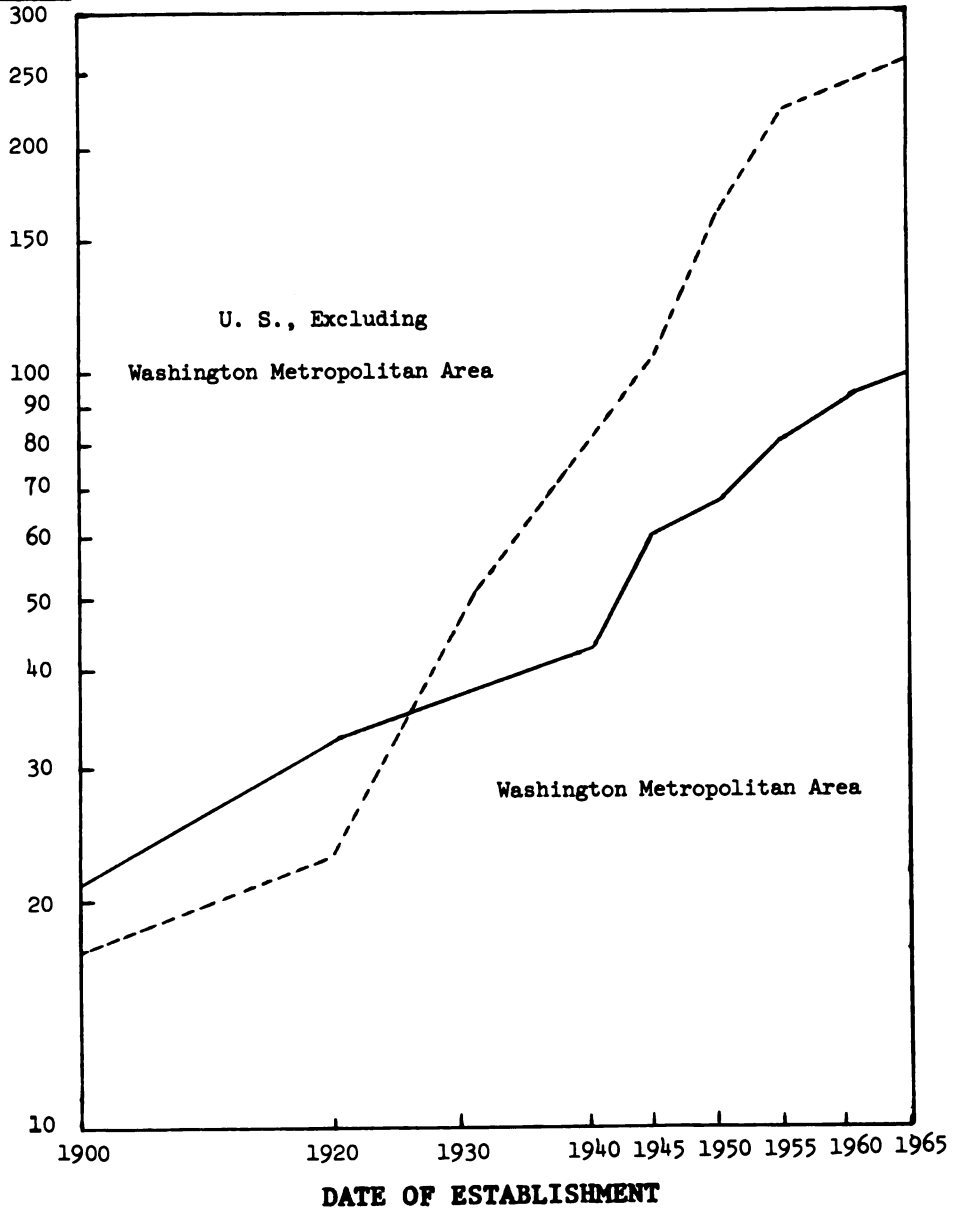


CHART 2

No. of  
librar-  
ies

CUMULATIVE NUMBER OF  
SPECIAL FEDERAL LIBRARIES, BY DATE OF  
ESTABLISHMENT AND TYPE, 1900-1965

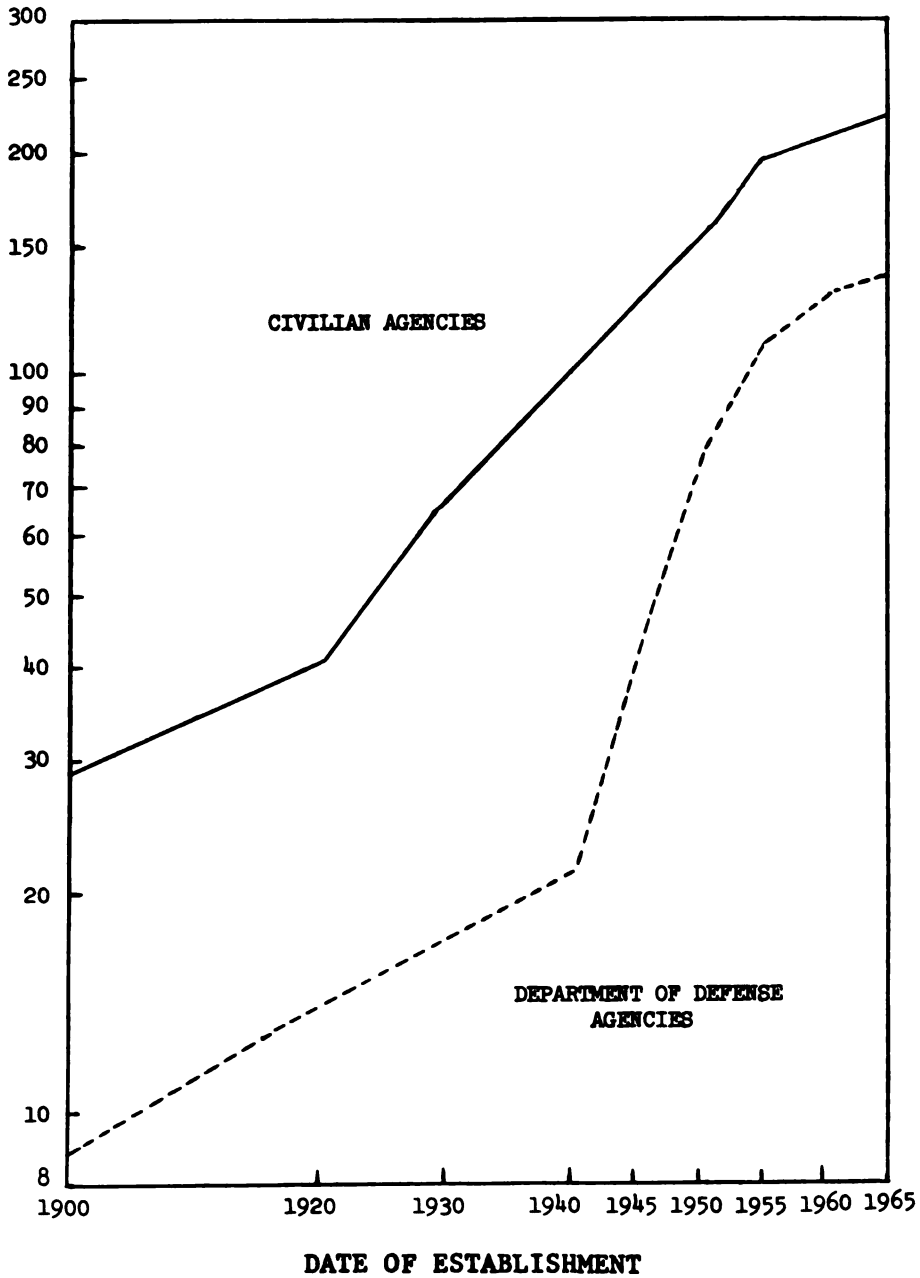


Chart 1 indicates that the rapid increase of special Federal libraries outside the Washington Metropolitan Area took place between 1920 and 1955. In the past ten years, the rate of growth was about the same in and outside the Washington Metropolitan Area.

Of the 358 libraries in this survey, 28 percent (99) are located in the Washington Metropolitan Area, and 10 percent (35) in California, (half of which belong to the Navy), and 5 percent (18) are located in Pennsylvania. There are 12 libraries each in Massachusetts and Virginia, 11 in Illinois and Texas, 9 in Ohio and Georgia, and the remaining libraries are widely scattered among the other States.

The impact of historic events on the establishment of libraries is shown in Chart 2. Up to 1920, libraries increased at a similar slow rate for both civilian and military agencies. Due to the depression in the 1920's and 30's, new civilian agencies with libraries were set up by the Roosevelt Administration. Between 1940 and 1955, the military library establishments outpaced civilian agencies; and during the 60's the pace for both civilian and military agencies slackened.

Both charts illustrate that during times of stress, particularly military tension, the organizational needs of Federal agencies are at a peak and require the establishment of new agencies which in turn have new and increased informational requirements, resulting in the creation of new libraries to provide those services.

#### Government Agencies Served

The distribution of special libraries among Federal agencies is shown in Table B. Over one-third of the 358 libraries are serving the Department of Defense (38 percent). The second largest group of libraries (27 percent) has been integrated into the library system of the Veterans Administration. Only 20 percent of the libraries serve the Executive Departments of the civilian agencies, the remainder serve other civilian agencies.

#### Regulations Concerning Use

All special libraries serve two publics. The primary group consists of the personnel of the agency. The secondary group is outside users who are permitted access to the library's materials on the premises or through inter-library loan. Table F summarizes the policies of Federal libraries concerning their availability to the general public.

TABLE F

SUMMARY DATA ON AVAILABILITY OF SPECIAL FEDERAL LIBRARIES  
TO THE GENERAL PUBLIC

Use pattern	Total		Civilian departments and other agencies <sup>*/</sup>		Defense agencies	
	Number	Percent	Number	Percent	Number	Percent
Without restrictions..	18	5.0	16	7.0	2	1.0
With restrictions ....	168	47.5	118	53.0	50	37.0
Not open to public ...	168	47.5	85	40.0	83	62.0
Total .....	354	100.0	219	100.0	135	100.0

<sup>\*/</sup> Including VA libraries responding directly.

As one would expect, access to the libraries of defense agencies is considerably more restricted than to libraries of civilian agencies because of the restricted nature of their work. About 60 percent of the defense agency libraries are not open to the public, as compared with 40 percent of the civilian agency libraries. More than half of the civilian agency libraries (53 percent) permit use with restrictions, compared with only about one-third (37 percent) of the defense agency libraries.

The nature of restrictions fall into three categories which can be summarized as follows:

1. Use on and off library premises.
2. Use by generalists and specialists.
3. Use of certain types of materials.

On-premise use by qualified specialists such as lawyers, physicians, and scientists is generally permitted and even encouraged; whereas on-premise use by the general public is restricted in a majority of libraries and high school students are frequently specifically excluded.

Off-premise use takes two forms - loan privileges and interlibrary loans. Loan privileges are generally denied even to the primary clientele in order to keep collections available for reference purposes. Interlibrary loan requests from other libraries in the same or related fields are honored because Federal libraries depend heavily on this type of service for their own clientele. Classified material of a military or scientific nature imposes restrictions which for obvious reasons have to be rigidly enforced and require special guards and security measures.

Without further quantitative evaluation, one may assume that, with the exception of classified materials, special Federal libraries, particularly those of civilian agencies, follow policies similar to those of special non-governmental libraries.



## LIBRARY CLIENTELE AND ACTIVITIES

### Occupation of Primary Users

As shown in Chart 3, the primary users fall into five identifiable groups. Almost half of these users (47.5 percent) are in the health sciences, one-fifth (19.5 percent) work in the area of technology, (16 percent) in the physical, biological and earth sciences and about the same number in the social sciences and cultural arts (9.5 percent) and the law (7.5 percent). Further breakdown of user frequencies is given in Table 12 and the Code in the Appendix. These figures represent numbers of libraries, not numbers of individual users. Statistics based upon individual users might vary significantly.

### Traditional Library Activities

There are many library activities being performed which are not subject to quantitative measurement and evaluation. The generally identifiable activities are given in Table G.

The frequency of activities listed shows wide variation with some notable differences between the libraries in the civilian and military agencies.

The most frequently listed activities (85 percent - 100 percent) are the same for libraries of civilian and military agencies with a slight difference in rank order except that cataloging and classification are done by all military agency libraries but only by two-thirds (68 percent) of the civilian agency libraries.

In the medium range of activities (50 percent - 84 percent) there are no significant rank order changes between the two types of libraries.

In the low range activities group (10 percent - 49 percent) the only significant difference appears to be that in 46 percent of the cases civilian agency libraries (primarily in the Veterans Administration) administer general reading collections, a practice followed by only 18 percent of the military agencies. In most cases, general reading collections in military agencies are organized separately and thus excluded from this survey. It seemed surprising that more than half of both types of agencies issue publications regularly. The preparation of abstracts - a significant contribution to agency research efforts - is routinely handled by only about one-third of the civilian and military agency libraries (39 percent and 33 percent respectively) and translations are prepared in only one-fourth of the libraries (23 percent and 28 percent respectively).

CHART 3

OCCUPATIONS OF PRIMARY USERS  
OF SPECIAL FEDERAL LIBRARIES

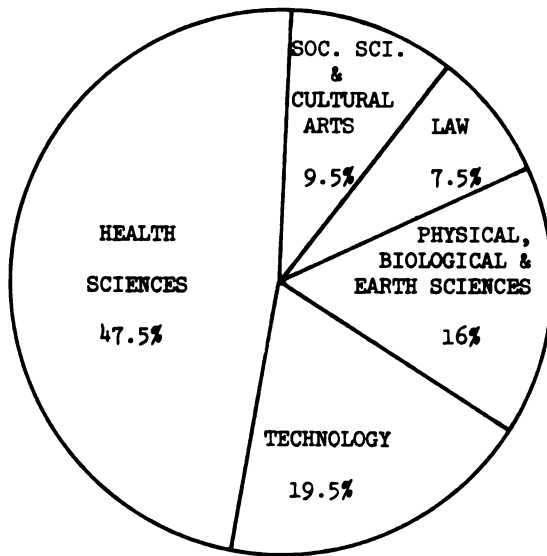


CHART 4

PRIMARY SUBJECT AREAS  
OF COLLECTIONS OF SPECIAL FEDERAL LIBRARIES, 1965

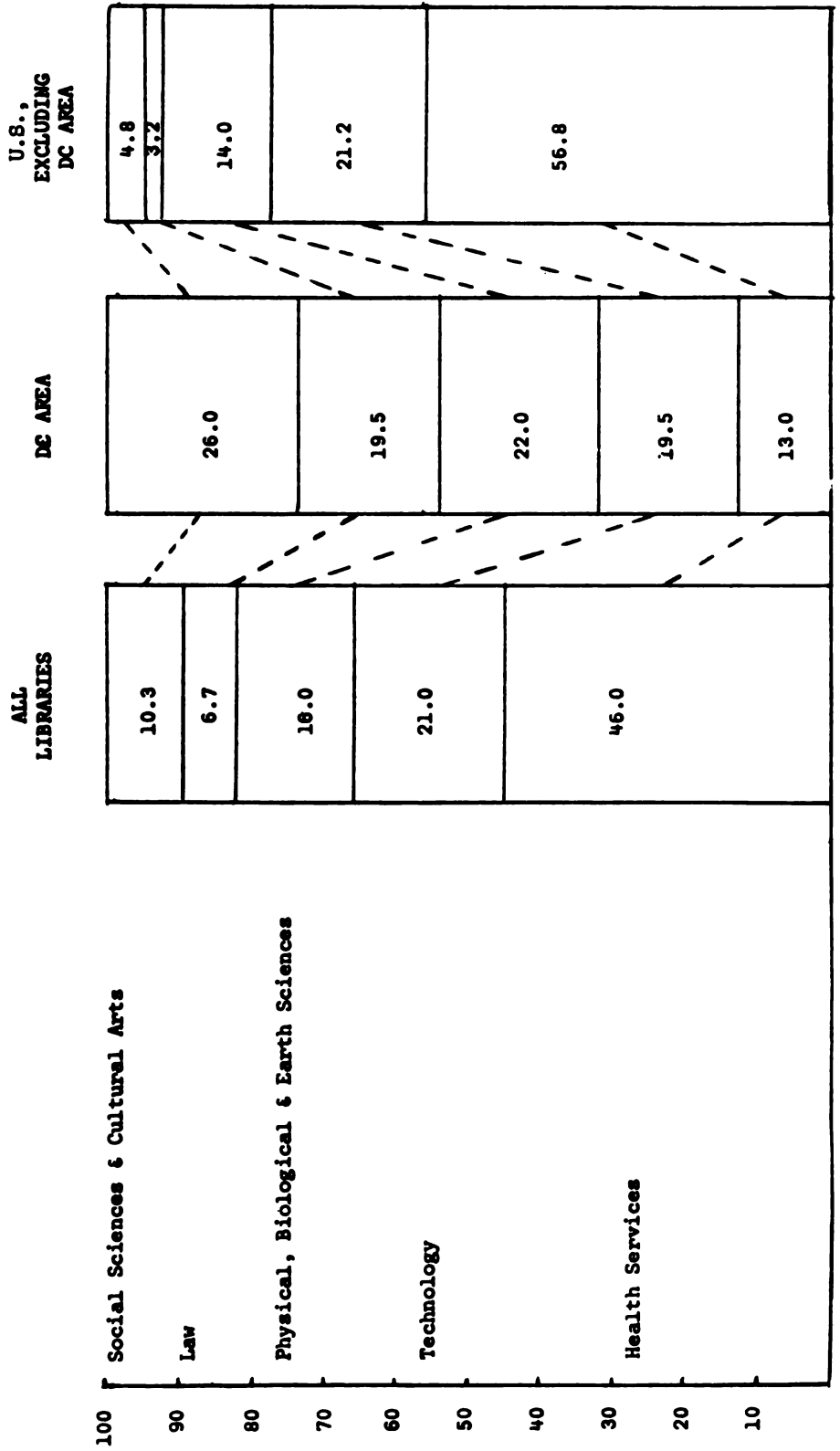


TABLE G

## LIBRARY ACTIVITIES OF SPECIAL FEDERAL LIBRARIES

LIBRARY ACTIVITY	LIBRARIES REPORTING		
	TOTAL	ALL CIVILIAN AGENCIES	DEPARTMENT OF DEFENSE
Cataloging and classification of collection .....	287	151	136
Routing of new journals .....	296	189	107
Circulation of library materials .....	351	215	136
Reference and/or information services ....	357	221	136
Interlibrary loan transactions .....	351	218	133
Preparation of acquisition lists .....	321	193	128
Compilation of bibliographies upon request	327	208	119
Preparation of abstracts upon request ....	110	65	45
Preparation of translations upon request..	80	52	38
Serves as GPO depository .....	43	30	13
Serves as document depository for other governmental agencies (AEC, NASA, etc.)	50	34	16
Serves as document depository for other report series .....	79	50	39
Administers a general reading collection in addition to own special library ....	126	101	25
Regularly issues publications for distribution to the public or library clientele .....	189	116	73

## Automated Activities and Equipment

The number of libraries engaged in automation activities is given in Table H:

TABLE H

### NUMBER OF SPECIAL FEDERAL LIBRARIES REPORTING AUTOMATION ACTIVITIES, BY AGENCY AND STATUS

AGENCY	OPERATIVE	CONSIDERING OR PLANNING
Civilian Departments * .....	25	35
Departments of Defense ** .....	27	43
Totals .....	52	78

\* Including VA System serving 175 libraries.

\*\* Including Naval Ships System Command and National Oceanographic Data Center.

According to this information automation activities and the use of automated equipment by Federal libraries in 1965 were limited, particularly for civilian agencies, because only 12 percent had operative activities and another 16 percent were considering or planning automated activities. By comparison, the libraries in the military agencies have easier access to automated equipment and are somewhat more heavily engaged in such work; 20 percent of their libraries had them operative in 1965 and another 32 percent was considering or planning such programs.

TABLE I

AUTOMATION ACTIVITIES OF SPECIAL FEDERAL LIBRARIES  
by AGENCY AND TYPE OF ACTIVITY

Automation activities	All libraries	Civilian departments	Department of Defense
Accounting .....	12	6	6
Acquisitions .....	17	8	9
Circulation Control .....	16	8	8
Catalog card production .....	22	6	16
Book catalog production .....	8	6	2
Serial record or union list..	15	5	10
Bibliographies prepared .....	20	9	11
Reference queries	18	7	11
Graphic storage of materials.	4	1	3
Telecommunication devices ...	3	1	2
Other .....	9	6	3

The activities engaged in are reported in Table I. Of the most frequently recorded activities, the production of catalog cards holds first place due to the stress given by the military agencies. The preparation of bibliographies stands in second and reference queries in third place. The activities which seem promising to automate, as reported in the literature, are acquisitions procedures, circulation control and serial record processing which stood in fourth to sixth place.

Other automated activities listed only by one respondent each included the following:

- Document information retrieval
- Book indexing
- Report inventory and distribution
- Selective dissemination
- Patron control
- Thesauri construction
- Legislative indexing



In order to carry out the above-mentioned automated activities, libraries reported the use of the following equipment:

<u>Computers</u>	<u>Quantity</u>	<u>Size</u>
IBM 1401	16	Small
IBM 1620, 1410, 1440	3	Small
UNIVAC 1004	2	Small
HONEYWELL 200	1	Small
GE 225	1	Small
IBM 7040, 7044, 7049	5	Medium or large
UNIVAC 1107 and LARC	2	Large

Other equipment mentioned:

Flexowriters, other automatic typewriters, TWX and other communication devices, Xerox.

Indications are that during the last two years automation activities in Federal libraries have been on the increase.

## RESOURCES OF LIBRARIES - MATERIALS AND STAFF

### Subject Areas of Collections

To assess the holdings of library resources a code for major user occupation and subject areas was devised. The summary concerning subject resources is shown in Chart 4. The Code is given in the Appendix and additional data appear in Table 12. Differences between the D.C. area and all other parts of the Continental United States are rather startling.

For all areas combined, the major Federal library material resources are in the health sciences (46 percent); but in the States these collections amount to 57 percent and in the D.C. area to only 13 percent. Technology accounts for one-fifth of the collection rather uniformly throughout the country (21 percent, 20 percent, 21 percent). The concentration of materials in the physical, biological and earth sciences is considerably greater in the D.C. area (22 percent) than in the other States (14 percent). The most significant difference of strength of collections is found in the social science and cultural arts (26 percent in D.C. area and less than 5 percent in other States) and law (20 percent in the D.C. area and 3 percent in the other States).

### Types of Materials in Collections

Summary data concerning library holdings are given in Table J. These figures are probably larger than anyone expected. In some instances, they are probably incomplete because some items were not reported by all libraries. The importance of National libraries is best appreciated when their holdings are compared with National totals. A unique characteristic of special libraries in the Federal Government is the large proportion of their collections devoted to non-book materials.

TABLE J

SUMMARY DATA ON RESOURCES OF SPECIAL FEDERAL LIBRARIES

Item	Total of all libraries		National libraries		All others	
	Amount	No.	Amount	No.	Amount	No.
Number of libraries ....	---	358	---	3	---	355
Volumes .....	33,742,315	352	15,759,596	3	17,982,719	349
Serial titles .....	312,775	321	139,552	3	173,223	318
Government Documents and technical reports ...	14,311,647	194	5,292,799	1	9,018,848	193
Microform .....	4,735,450	139	602,232	2	4,133,218	137
Vertical file in feet ..	81,867	237	8	1	81,859	236
Maps .....	4,759,494	105	2,886,455	1	1,873,039	104

Further breakdowns of resource materials may be found in basic tables 4A and B, 5A, B, and C, and 6A and B.

Staffing Patterns

As in the case of resources, the position of the Federal libraries in the D.C. Metropolitan Area overshadows the rest of the country as they employed nearly half of all staff members (48.4 percent) in 1965. Looking at the general staffing pattern of the Federal employment, librarians seem to rank very low. As shown in Table K, in 1965 there were, in the middle management positions of GS-14 and 15, only 154 positions of which 132 were in the National libraries. In the top management positions, super grades GS-16 and above, a total of 42 positions was reported. All but one of these positions were allocated to the three National libraries. In the United States, excluding the D.C. Metropolitan Area, there were only five librarians in grades GS-14 and GS-15, four of whom worked in defense agency libraries. Detailed listings of positions by region can be found in Tables 10A and B.

Among chief librarians - 84 percent were in the 1410 series of the Civil Service Commission classification. More than half of these heads of libraries (56 percent) were GS-9 to GS-11 and made less than \$11,300 annually. For details regarding chief librarians, Table 11 should be consulted. The 1965 pay schedule for various GS grades is given in the Appendix.

TABLE K

SUMMARY DATA ON PERSONNEL OF SPECIAL FEDERAL LIBRARIES

Item	Total		National libraries		All others	
	Librar-ies	Posi-tions	Librar-ies	Posi-tions	Librar-ies	Posi-tions
Total <sup>1/</sup> .....	355	3,884	3	1,840	352	2,044
Professional positions						
GS-9 and below .....	305	1,535	3	805	302	730
GS-10 - GS-13 .....	197	1,226	3	723	194	503
GS-14 - GS-15 .....	20	154	3	132	17	22
GS-16 and above ....	4	42	3	41	1	1
Nonprofessional posi-tions <sup>1/</sup>						
GS-5 and below .....	175	687	2	78	173	609
GS-6 - GS-8 .....	64	191	2	60	62	131
GS-9 and above .....	15	49	1	1	14	48

<sup>1/</sup> Excludes nonprofessional personnel in the Library of Congress.

## OPERATING EXPENDITURES

Library budgets vary among types of libraries and even from one agency to another, but most library budgets consist of the basic items of operating expenditures: salaries (or personnel costs), library materials, and binding and rebinding.

The definitions for these items are derived from Library Statistics: A Handbook of Concepts, Definitions, and Terminology and read as follows:

**OPERATING EXPENDITURES.**--Costs necessary to the rendering of library service, i.e., expenditures for personnel, library materials, binding and supplies, repair or replacement of existing furnishings and equipment, and costs necessary for the maintenance of plant.

**SALARIES (Personnel Costs).**--A category of library expenditures comprising items relating to the staffing of the library, except those for which the library contracts with an outside party; e.g. salaries and wages before any deductions for social security, hospitalization, and retirement.

**LIBRARY MATERIALS.**--Those book, periodical, and nonbook items provided by a library for its clientele. This does not include equipment with which to see, hear, or read the items (e.g. projectors, phonographs, readers).

**BINDING AND REBINDING.**--The process of producing a single volume from leaves, sheets, signatures, or issues of periodicals, or of covering such a volume, either initially, as in the case of "binding," or as a thorough restoration of a volume, involving resewing and a new cover, as in the case of "rebinding." For statistical purposes, repairing and mending are not included with these activities.

Table L provides the percentage distribution of the basic budget items for various types of libraries. National libraries, as compared with the other types, show a particularly low percentage of operating expenditures for library materials and a correspondingly high percentage for salaries due to extensive exchange programs and the ability of these libraries to secure free copies of materials through the provisions of U. S. copyright legislation.

TABLE L

**SELECTED LIBRARY EXPENDITURE DATA (IN PERCENT),  
by TYPE OF INSTITUTION AND CATEGORY**

Item	Public libraries serving 25,000 population and over	College and university libraries	Special Federal Libraries		
			National	Civilian agencies	Defense agencies
Total operating expenditures ....	100.0	100.0	100.0	100.0	100.0
Salaries .....	65.6	49.2	70.3	66.5	61.0
Library materials	17.0	33.4	8.6	27.9	24.5
Binding and re-binding .....	1.2	3.8	1.6	2.4	2.0
Other .....	16.2	13.6	19.5	3.2	12.5

The difference in budget items between the various types of special Federal libraries appears in the listing of average expenditure data in Table D which indicates that Defense agency libraries in the D.C. Metropolitan Area spend more on salaries than those in other parts of the country.

TABLE M

**SUMMARY OPERATING EXPENDITURE DATA (IN DOLLARS)  
OF SPECIAL FEDERAL LIBRARIES, BY CATEGORY**

Item	All libraries		National libraries		All other	
	Amount'	No.	Amount	No.	Amount	No.
Total operating expenditures .....	58,187,838	341	33,504,641	3	24,683,197	338
Salaries .....	39,396,795	335	23,521,888	3	15,874,907	332
Library materials...	9,049,928	305	2,839,917	3	6,210,011	302
Binding and re-binding .....	1,026,480	272	541,332	3	485,148	269
Other .....	8,701,635	249	6,601,504	3	2,100,131	246

Actual expenditures as reported in Table M indicate that the Federal Government spent about \$60 million in 1965 for its special library operations, of which about \$40 million went for salaries and \$10 million for library materials. Binding, reported by only 272 institutions, came to slightly over \$1 million and other operating expenditures to about \$9 million.

Further budget breakdowns are given in basic tables 7A and 7B for the D.C. Metropolitan Area and other parts of the country. Measures of variability for expenditure data in the D.C. area by type of agency are supplied in basic tables 8A, B and C, and in the United States, excluding the Washington Metropolitan Area, by type of agency in basic tables 9A and 9B. They will permit the administrator of a Federal library to place himself among his "peer" group by providing the 10th and 90th percentile and the mean and median positions.

TABLE 1A - SELECTED MANAGEMENT DATA OF SPECIAL FEDERAL LIBRARIES  
 (In columns 2, 4, and 6, the numerals refer to agency occupation and subject codes in Appendix 2. In column 5 the letters indicate  
 For footnotes, see page 72 .)

NAME AND TYPE OF LIBRARY	AGENCY CODE	DATE ESTABLISHED	CLIENTELE			NUMBER OF VOLUMES		NUMBER OF SERIAL TITLES		DATA (NUMBER AT)
			USER OCCUPATION	OPEN TO PUBLIC	PRIM. SUBJ. AREA COLL.	AT END OF YEAR	ADDED DURING YEAR	AT END OF YEAR	ADDED DURING YEAR	AT END OF YEAR
1	2	3	4	5	6	7	8	9	10	11
<b>NATIONAL LIBRARIES</b>										
LIBRARY OF CONGRESS 1/	063	1800		R		13,453,168	313,674	100,000	11,190	5,292,79
NATL AGRICULTURAL LIBRARY	675	1862		Y	60	1,248,000	19,773	22,995	2,038	
NATL LIBRARY OF MEDICINE	810	1836		R	90	1,058,428	18,727	16,557	1,299	
<b>CIVILIAN LIBRARIES</b>										
DEPT OF STATE	107	1789	24	R	23	352,297	12,781			366,39
TREASURY DEPT	149	1789	30	R	30	100,000				
INTERNAL REVENUE SERVICE	164	1917	30	N	30	36,200	1,500	35		
DEPT OF JUSTICE										
MAIN LIBRARY 2/	530	1870	30	N	30	200,000	10,000			
DEPT OF JUSTICE										
CIVIL DIVISION LIBRARY	537	1938	30	N	30					
BUREAU OF PRISONS 3/	546	1962	15	R	15	1,740	267	100	5	30
POST OFFICE DEPT	563	1955	23	Y	23	43,068	4,745	940	29	24,00
DEPT OF INTERIOR 4/	594	1949	62	Y	61	721,000	57,500	7,500	7,500	
OFFICE OF GEOGRAPHY	610	1943		N	70	14,485	560	308	10	59
BUREAU OF MINES										
RESEARCH CENTER LIBRARY	623	1943	53	R	71	11,977	506	170	5	3,60
GEOLOGICAL SURVEY 5/	624	1879	71	R	71	498,782	8,868	4,386	10	
DEPT OF COMMERCE	732	1913	21	R	21	472,473	5,152	10,000		
BUREAU OF THE CENSUS	743	1952	02	R	02	185,652	11,392	9,500		
COAST & GEODETIC SURVEY										
ESSA, DEPT OF COMMERCE	744	1846	50	R	52	137,500	3,387			
MARITIME ADMINISTRATION	749	1955	83	Y	85	53,208		610		2,00
PATENT OFFICE										
SCIENTIFIC LIBRARY 6/	750	1836	31	R	83	208,000	8,800	1,800	100	
PATENT OFFICE										
RESEARCH & DEVELOPMENT LIBRARY	750	1962		R	01					
BUREAU OF PUBLIC ROADS 7/	751	1902	83	R	80	181,618	8,805	685		
NATL BUREAU OF STANDARDS	753	1902	50	R	50	120,000	3,111		2,500	26,00
WEATHER BUREAU LIBRARY										
ENVIRONMENTAL SCI SERVICE ADMIN	755	1870	73	R	73	149,900	5,100	2,350	50	
DEPT OF LABOR	767	1918	21	Y	22	410,000	13,315			
DEPT OF LABOR LAB LIBRARY										
OFFICE OF SOLICITOR	787	1940	30	Y	30	58,000				
DEPT OF HEALTH, ED & WELFARE 8/	802	1953		R	11	500,000	1,800	5,000		
PUBLIC HEALTH SERVICE										
DIVISION OF CHRONIC DISEASES	805	1944	90	R	90	11,535	832	261	11	
PUBLIC HEALTH SERVICE										
RADIOLOGICAL HEALTH LAB LIBRARY	805		52	R	62	6,500	850	300	10	35,35
FREEDMENS HOSPITAL										
SCHOOL OF NURSING	807	1947	91	R	90	6,686	539	94		
NATL INSTITUTE OF HEALTH	809	1903	50	R	90	95,000	7,850	5,500	75	
NATL INS OF MENTAL HEALTH										
RESEARCH GRANTS BRANCH	809	1962	13	R	90	1,200	480	175	42	
FEDERAL HOUSING ADMINISTRATION	855	1934	83	Y	41	75,700	3,600	700		5,00
<b>DEFENSE LIBRARIES</b>										
GEORGE WASHINGTON UNIVERSITY										
HUMAN RESOURCES OFFICE 9/	188	1951	13	N	13	23,700	6,700	179	20	
SPECIAL PROJECTS OFFICE										
TECHNICAL LIBRARY	188	1956	84	R	50	1,919	42	125		77,00
WEAPONS SYSTEMS EVALUATION GRP										
UNCLASSIFIED DOCUMENT LIBRARY	188	1952	84	N	83	150	12	68		2,50
MILITARY ASSISTANCE INSTITUTE	218	1958	04	N	70	7,500	800	135		19
COURT OF MILITARY APPEALS	224	1952	30	R	30	16,006	538			
<b>ARMY</b>										
DEPT OF DEFENSE, ARMY MAP SERV										
GEODETIC LIBRARY, 10/	237	1944	70	N	70	28,000	700	100		404,00
ADJUTANT GENERAL'S OFFICE										
ARMY LIBRARY 11/	261	1944	84	R	84	276,000		2,000		750,00
ARMY CHIEF OF ENGINEERS	261	1941	80	R	80	42,750	1,500	350		30,00
WALTER REED ARMY INST OF RES	261	1946	90	R	90	24,340	2,080	635		30
WALTER REED GENERAL HOSPITAL	261	1909	90	N	90	15,497	2,158	338	16	
<b>NAVY</b>										
NAVY DEPARTMENT	287	1882	84	Y	84	100,000	2,500	500	10	10,50
NAUTICAL CHART LIBRARY	295	1940	70	R	70					
NAVAL OBSERVATORY	295	1844	73	Y	73	60,000	813	900	20	
NAVAL OCEANOGRAPHIC OFFICE										
LIBRARY CODE 1640	295	1871	72	R	72	65,000		750		65,00
NAVAL EXPL ORD DISPOSAL FACILITY 12/										
TECHNICAL LIBRARY	303	1954	83	N	84	800	100	100	5	28,00
NAVAL PROPELLANT PLANT										
TECHNICAL LIBRARY	303	1942	53	N	53	10,425	925	300	25	31,00
BUREAU OF NAVAL WEAPONS										
TECHNICAL LIBRARY	305	1959	83	R	84	501,738	12,068	478		7,00



BY LIBRARY, FISCAL YEAR 1965 - WASHINGTON METROPOLITAN AREA

responses as follows: Y - open to public without restriction; N - not open to public; R - open to public with restrictions.

LIBRARY COLLECTION							NAME AND TYPE OF LIBRARY
GOVERNMENT DOCUMENTS TECHNICAL REPORTS	NUMBER OF MICROFORMS		NUMBER OF FEET OF VERTICAL FILE MATERIAL		NUMBER OF MAPS		
ADDED DURING YEAR	AT END OF YEAR	ADDED DURING YEAR	AT END OF YEAR	ADDED DURING YEAR	AT END OF YEAR	ADDED DURING YEAR	
12	13	14	15	16	17	18	19
							<b>NATIONAL LIBRARIES</b>
75,000	586,832	49,948			2,886,455	103,825	LIBRARY OF CONGRESS NATL AGRICULTURAL LIBRARY NATL LIBRARY OF MEDICINE
	15,400	310	8				<b>CIVILIAN LIBRARIES</b>
3,079	6,848	100					DEPT OF STATE TREASURY DEPT INTERNAL REVENUE SERVICE DEPT OF JUSTICE MAIN LIBRARY DEPT OF JUSTICE CIVIL DIVISION LIBRARY BUREAU OF PRISONS POST OFFICE DEPT DEPT OF INTERIOR OFFICE OF GEOGRAPHY BUREAU OF MINES RESEARCH CENTER LIBRARY
	120		128				
30			20	2			
4,000	289	26	386	3	1,406	1,160	BUREAU OF PRISONS POST OFFICE DEPT DEPT OF INTERIOR OFFICE OF GEOGRAPHY BUREAU OF MINES RESEARCH CENTER LIBRARY
	225	160	36				
150	15	1	25	6	175,000	12,350	
320	192	10	26	2	69	3	
	417	36	492		249,620	10,999	GEOLOGICAL SURVEY DEPT OF COMMERCE BUREAU OF THE CENSUS COAST & GEODETIC SURVEY ESSA, DEPT OF COMMERCE MARITIME ADMINISTRATION PATENT OFFICE SCIENTIFIC LIBRARY PATENT OFFICE RESEARCH & DEVELOPMENT LIBRARY BUREAU OF PUBLIC ROADS NATL BUREAU OF STANDARDS WEATHER BUREAU LIBRARY ENVIRONMENTAL SCI SERVICE ADMIN
	75	2	77				
	11	10					
5,284	22	10	320		94,550	11,300	
	9,890	200	108		226		
	1,975	30					
	760		32		110		DEPT OF LABOR DEPT OF LABOR LAW LIBRARY OFFICE OF SOLICITOR DEPT OF HEALTH, ED & WELFARE PUBLIC HEALTH SERVICE DIVISION OF CHRONIC DISEASES PUBLIC HEALTH SERVICE RADIOLOGICAL HEALTH LAB LIBRARY FREEDMEN'S HOSPITAL SCHOOL OF NURSING NATL INSTITUTE OF HEALTH NATL INS OF MENTAL HEALTH RESEARCH GRANTS BRANCH FEDERAL HOUSING ADMINISTRATION
			3				
2,050	100,000	3,000					
83	66,160	5,100			25		
			48	1			
			85	3			
							<b>DEFENSE LIBRARIES</b>
							GEORGE WASHINGTON UNIVERSITY HUMAN RESOURCES OFFICE SPECIAL PROJECTS OFFICE TECHNICAL LIBRARY WEAPONS SYSTEMS EVALUATION GRP UNCLASSIFIED DOCUMENT LIBRARY
5,414			6				
1,951			48				
25			56	20			MILITARY ASSISTANCE INSTITUTE COURT OF MILITARY APPEALS
							<b>ARMY</b>
1,600	7,000	200	2,500		1,000	50	DEPT OF DEFENSE, ARMY MAP SERV GEODETIC LIBRARY, ADJUTANT GENERAL'S OFFICE ARMY LIBRARY ARMY CHIEF OF ENGINEERS WALTER REED ARMY INST OF RES WALTER REED GENERAL HOSPITAL
	4,990		48				
	10						
50			4				
							<b>NAVY</b>
1,100	15,000	1,000	120	10	2,500	500	NAVY DEPARTMENT NAUTICAL CHART LIBRARY NAVAL OBSERVATORY NAVAL OCEANOGRAPHIC OFFICE LIBRARY CODE 1640 NAVAL EXPL ORD DISPOSAL FACILITY TECHNICAL LIBRARY NAVAL PROPELLANT PLANT TECHNICAL LIBRARY BUREAU OF NAVAL WEAPONS TECHNICAL LIBRARY
	40				18,000	400	
					200		
	650		400		100		
2,000	1,500	1,500					
2,000	7,500						
2,500	2,600		20				

TABLE 1A - SELECTED MANAGEMENT DATA OF SPECIAL FEDERAL LIBRARIES

(In columns 2, 4, and 6, the numerals refer to agency occupation and subject codes in Appendix 2. In column 5 the letters indicate for footnotes, see page 72.)

NAME AND TYPE OF LIBRARY	AGENCY CODE	DATE ESTABLISHED	CLIENTELE			NUMBER OF VOLUMES		NUMBER OF SERIAL TITLES		DATA ON
			USER OCCUPATION	OPEN TO PUBLIC	PRIM. SUBJ. AREA COLL.	AT END OF YEAR	ADDED DURING YEAR	AT END OF YEAR	ADDED DURING YEAR	NUMBER OF
										AT END OF YEAR
1	2	3	4	5	6	7	8	9	10	11
NAVY (continued)										
NAVAL SHIP SYSTEMS COMMAND										
TECHNICAL LIBRARY SHIPS-20210	307	1940	83	R	83	30,405	1,485	750	100	157,500
DAVID TAYLOR MODEL BASIN 13/										
CENTRAL LIBRARY	307	1943	83	R	83	26,000	1,186		400	116,000
BUREAU OF YARDS & DOCKS										
TECHNICAL LIBRARY	309	1941	83	N	83	12,750	635	275	9	5,000
NAVY BUREAU OF SUPPLIES & ACCTS										
EDWARD RHODES STIIT LIBRARY	311	1950		N	20	15,000	1,200			3,500
NAVAL MEDICAL SCHOOL	313	1902	90	R	90	41,910	1,251	600	15	8,500
NAVAL MEDICAL RESEARCH INST										
TECHNICAL REFERENCE LIBRARY	313	1943	90	R	90	16,300	725	300	25	12,000
BUREAU OF NAVAL PERSONNEL										
TECHNICAL LIBRARY	315	1944		N	20	4,175		175		5,000
NAVAL PERSONNEL PROGRAM SUPPORT										
PERSONNEL RESEARCH LAB TECH LIB	315	1960	20	N	13	1,015	75	70	5	700
NAVAL PERSONNEL PROGRAM SUPPORT										
TRAINING PUBLICATIONS DIVISION	315	1948	11	N	84	35,010	505	110	8	25
NAVAL RESEARCH LAB										
TECHNICAL LIBRARY	317	1927	50	N	50	100,000		1,400		250,000
OFFICE OF THE NAVY										
JUDGE ADVOCATE GENERAL LIBRARY	322	1880	30	R	30	37,000	880	91	2	
AIR FORCE										
AIR FORCE										
OFFICE OF SCIENTIFIC RESEARCH 14/	444	1956	50	R	50	11,339	1,718	479		30,000
AIR FORCE SYSTEMS COMMAND										
HEADQUARTERS LIBRARY	454	1952	81	N	81	5,797	915	350	10	7,500
DOD AGENCIES										
DEFENSE ATOMIC SUPPORT AGENCY										
TECHNICAL LIBRARY	481	1950	84	N	84	60,000	6,000	250	30	60,000
DEFENSE INTELLIGENCE AGENCY										
INTELLIGENCE LIBRARY	487	1962	84	N	84	21,844		3,200		600,000
NAVAL DEFENSE INTELLIGENCE SCH										
NAVAL STA ANACOSTIA ANNEX	487	1946	84	N	24	16,050	1,500	260	20	3,630
DEFENSE DOCUMENTATION CENTER										
TECHNICAL REFERENCE LIBRARY	489	1958	01	R	81	5,180	584	250		
DEF SUPPLY AGENCY, CAMERON STA 15/	489	1962	84	N	20	6,500	500	192		
OTHER AGENCIES										
GENERAL ACCOUNTING OFFICE										
LAW LIBRARY	061	1950	30	N	30	37,290	4,764	101	25	7,479
SUPREME COURT	071	1873	30	R	30	200,000	3,700	1,500	50	40,000
BUREAU OF THE BUDGET	093	1940	23	R	23	113,338	8,395	2,240		
ATOMIC ENERGY COMMISSION	062	1947		R	52	90,000	4,000	1,200	15	300,000
ATOMIC ENERGY COMMISSION										
LAW LIBRARY	862	1954	30	R	30	15,555	490	22	3	
CIVIL AERONAUTICS BOARD	864	1941	30	Y	30	23,234	114			140
EXPORT-IMPORT BANK OF WASH	867	1945	21	N	24	10,500	525	800	50	1,000
FEDERAL AVIATION AGENCY 16/	874	1928	82	R	81	51,250	1,120	1,250		55,000
FEDERAL COMMUNICATIONS COMM	875	1952	30	R	00	27,440	758	179		35,000
FEDERAL DEPOSIT INS CORP	876	1935	30	R	30	25,600	250	150	5	1,000
FEDERAL HOME LOAN BANK BOARD										
LAW LIBRARY	877	1933	30	N	30	20,550	285			750
FEDERAL HOME LOAN BANK BOARD										
OFFICE OF RESEARCH & HOME FIN	877		21	R	22	3,175	235	340		240
FEDERAL RESERVE SYSTEM										
RESEARCH LIBRARY	884	1918	21	R	21	74,523	2,532	1,300		
FEDERAL TRADE COMMISSION	888	1915	21	R				510		
GENERAL SERVICES ADMINISTRATION										
CENTRAL OFFICE LIBRARY	889	1961	30	R	30	72,674	2,944	255	15	5,000
INTERSTATE COMMERCE COMMISSION	901	1892	30	Y	30	80,000				
NATL AERONAUTICS & SPACE AGENCY										
HEADQUARTERS, TECHNICAL LIB	902	1958	83	R	81	14,400	1,600	950	56	15,500
GODDARD SPACE FLIGHT CENTER	902	1959	50	N	50	65,000		2,400		50,000
NATL LABOR RELATIONS BOARD	903	1937	30	R	30	37,916	1,723	201		3,500
NATL SCIENCE FOUNDATION	904	1951	50	R	50	12,962	1,251	1,261	125	3,625
RAILROAD RETIREMENT BOARD	906	1942	20	R	30	100,000		1,000		
SELECTIVE SERVICE SYSTEM										
NATIONAL HEADQUARTERS	908	1926	30	Y	10	21,300	125	25		44,000
SMALL BUSINESS ADMINISTRATION										
REFERENCE LIBRARY	909	1958	22	R	22	6,200	200	320	10	500
SMITHSONIAN INSTITUTION	910	1846	33	R	32	340,289	16,522	3,500		8,000
FREER GALLERY OF ART 17/	910	1923	43	Y	42	40,000	249			
NATL GALLERY OF ART 18/	910	1941	42	N	42	42,752	554	354		
TAX COURT OF THE US	913	1924	30	N	21	20,400	473	110		
CIVIL SERVICE COMMISSION	916	1903	20	Y	23	79,587	4,097	550		
US INFORMATION AGENCY 19/	926	1955	00	N	33	44,891	3,958	666		50,000
VA HOSPITAL, WASHINGTON DC	928		90	N	90	6,753	495	125		
VETERANS ADMINISTRATION										
LAW LIBRARY	928	1930	30	N	30	17,000	500	110		
VETERANS ADMINISTRATION										
MED & GEN REFERENCE LIBRARY	928		90	R	90	41,000		452		

**F LIBRARY, FISCAL YEAR 1965 - WASHINGTON METROPOLITAN AREA**

responses as follows: Y = open to public without restriction; N = not open to public; R = open to public with restrictions.

LIBRARY COLLECTION							NAME AND TYPE OF LIBRARY
PERIODIC DOCUMENTS GENERAL REPORTS	NUMBER OF MICROFORMS		NUMBER OF FEET OF VERTICAL FILE MATERIAL		NUMBER OF MAPS		
ADDED DURING YEAR	AT END OF YEAR	ADDED DURING YEAR	AT END OF YEAR	ADDED DURING YEAR	AT END OF YEAR	ADDED DURING YEAR	
12	13	14	15	16	17	18	19
							NAVY (continued)
9,400	150,040		66				NAVAL SHIP SYSTEMS COMMAND TECHNICAL LIBRARY SSNIPS-2021
7,550	600	60	150	50			DAVID TAYLOR MODEL BASIN CENTRAL LIBRARY
1,000			35				BUREAU OF YARDS & DOCKS TECHNICAL LIBRARY
					5		NAVY BUREAU OF SUPPLIES & ACCTS EDWARD RHODES STITT LIBRARY
550			36	12	50	15	NAVAL MEDICAL SCHOOL NAVAL MEDICAL RESEARCH INST
862	25		3	6			TECHNICAL REFERENCE LIBRARY BUREAU OF NAVAL PERSONNEL
60			2				TECHNICAL LIBRARY NAVAL PERSONNEL PROGRAM SUPPORT
10			400		10	4	PERSONNEL RESEARCH LAB TECH LIB NAVAL PERSONNEL PROGRAM SUPPORT
	750				500		TRAINING PUBLICATIONS DIVISION NAVAL RESEARCH LAB
	150		144	15			TECHNICAL LIBRARY OFFICE OF THE NAVY
							JUDGE ADVOCATE GENERAL LIBRARY
							AIR FORCE
	3		9				AIR FORCE OFFICE OF SCIENTIFIC RESEARCH
1,300	705	52	10	8	25	10	AIR FORCE SYSTEMS COMMAND HEADQUARTERS LIBRARY
							DOD AGENCIES
60,000	10,000	10,000					DEFENSE ATOMIC SUPPORT AGENCY TECHNICAL LIBRARY
	500		420		600,000		DEFENSE INTELLIGENCE AGENCY INTELLIGENCE LIBRARY
400	674		108		70		NAVAL DEFENSE INTELLIGENCE SCH NAVAL STA ANACOSTIA ANNEX
	300		28				DEFENSE DOCUMENTATION CENTER TECHNICAL REFERENCE LIBRARY
							DEF SUPPLY AGENCY, CAMERON STA
							OTHER AGENCIES
808			360	20			GENERAL ACCOUNTING OFFICE LAW LIBRARY
	35,400		100				SUPREME COURT
58,000	169	169	133				BUREAU OF THE BUDGET
	150		80				ATOMIC ENERGY COMMISSION ATOMIC ENERGY COMMISSION
7			12		14	3	LAW LIBRARY CIVIL AERONAUTICS BOARD
300			120	30	10	10	EXPORT-IMPORT BANK OF WASH FEDERAL AVIATION AGENCY
11,000	36,614	276	217	54			FEDERAL COMMUNICATIONS COMM FEDERAL DEPOSIT INS CORP
650			36	5			
25							
35							FEDERAL HOME LOAN BANK BOARD LAW LIBRARY
			270		100		FEDERAL HOME LOAN BANK BOARD OFFICE OF RESEARCH & HOME FIN
			280				FEDERAL RESERVE SYSTEM RESEARCH LIBRARY
	50	16	1,142		150	10	FEDERAL TRADE COMMISSION GENERAL SERVICES ADMINISTRATION
800			240	80			CENTRAL OFFICE LIBRARY INTERSTATE COMMERCE COMMISSION
2,100	200,620	50,030	45	6	18	3	NATL AERONAUTICS & SPACE AGENCY HEADQUARTERS, TECHNICAL LIB
1,500	120,000		44	20			GODDARD SPACE FLIGHT CENTER NATL LABOR RELATIONS BOARD
400			16	4			NATL SCIENCE FOUNDATION
			164				RAILROAD RETIREMENT BOARD SELECTIVE SERVICE SYSTEM
1,050	10		500		130		NATIONAL HEADQUARTERS SMALL BUSINESS ADMINISTRATION
150			140	10			REFERENCE LIBRARY SMITHSONIAN INSTITUTION
	230						FREER GALLERY OF ART NATL GALLERY OF ART
	224	43					TAX COURT OF THE US CIVIL SERVICE COMMISSION
2,500	4,400	140	45,125		100		US INFORMATION AGENCY VA HOSPITAL, WASHINGTON DC
			3				VETERANS ADMINISTRATION LAW LIBRARY
	100		198				VETERANS ADMINISTRATION MED & GEN REFERENCE LIBRARY

TABLE 1B - SELECTED MANAGEMENT DATA OF SPECIAL FEDERAL LIBRARIES

(In columns 2, 4, and 6, the numerals refer to agency occupation and subject codes in Appendix 2. In column 5 the letters indicate for footnotes, see page 72.)

NAME AND TYPE OF LIBRARY	AGENCY CODE	DATE ESTABLISHED	CLIENTELE			NUMBER OF VOLUMES		NUMBER OF SERIAL TITLES		DATA NUMBER
			USER OCCUPATION	OPEN TO PUBLIC	PRIM. SUBJ. AREA COLL.	AT END OF YEAR	ADDED DURING YEAR	AT END OF YEAR	ADDED DURING YEAR	AT END OF YEAR
1	2	3	4	5	6	7	8	9	10	11
<b>ALABAMA</b>										
TUSCALOOSA METALLURGY RES LAB	623	1938	52	R	52	3,528		50		1,200
MISSILE & MUNITIONS CENTER SCH TECHNICAL LIBRARY	237	1952		N	82	70,355	4,600	250		
NOBLE ARMY HOSPITAL	261	1951	90	N	90	3,457	355	110	12	125
REDSTONE SCIENTIFIC INFO CENTER	267	1949		N	83	106,000	15,000	6,000	600	700,000
MAXWELL AIR FORCE HOSPITAL	448	1956	90	N	90	4,890				
VA HOSPITAL, BIRMINGHAM	947	1953	90	N	90	9,019	721	304		
VA HOSPITAL, TUSCALOOSA	947	1932	N		90	2,978	50			
VA HOSPITAL, TUSKEGEE	947	1924	91	K	90	22,016	973	363		
<b>ARIZONA</b>										
NATL PARK SERVICE										
SOUTHWEST ARCHEOL CENTER	621	1900	14	R	14	9,998	217	17		
VA HOSPITAL, TUCZON	947	1928		R	90	4,109	503	200		
<b>ARKANSAS</b>										
VA HOSPITAL, LITTLE ROCK	947	1950	90	N	90	4,503	366	177		12
<b>CALIFORNIA</b>										
PACIFIC SW FOREST SERVICE										
FOREST & RANGE EXPERIMENT STA	683	1960	61	N	61	6,743	2,506	502	36	
AGRICULTURAL RESEARCH SERVICE										
WESTERN REG RESEARCH LAB	697	1940	53	R	53	14,000	550	588		14,000
PUBLIC HEALTH SERVICE										
HOSPITAL, SAN FRANCISCO	805	1933	90	N	90	4,578	170	101	10	155
FLEET COMPUTER PROGRAM CENTER										
PACIFIC TECHNICAL LIBRARY	303	1961	84	N	01	545	34	103	4	8,994
NAVAL ORD TEST STATION, CHINA LK	305	1946	83	R	50	60,000	1,700	748		160,000
NAVAL ORDNANCE LAB, CORONA	305	1952	82	N	50	11,342	1,199	460	10	30,000
PASADENA NAVAL ORDNANCE TEST STA	305	1946	83	N	82	17,500	500	400		50,000
PT MUGU NAVAL MISSILE CENTER	305	1946	83	R	81	40,000	2,300	450		110,000
NAVY ELECTRONICS LAB, SAN DIEGO	305	1946	50	R	50	55,922	4,195	923	31	99,000
NAVAL RADIOLOGICAL DEFENSE LAB	305	1947	50	R	52	21,086	450	410	5	38,000
NAVAL CIVIL ENG LAB, PT HUENEME	309	1950	80	R	83	12,143	1,143	329	9	21,368
CIVIL ENGINEER CORPS OFFICERS										
NAVAL SCHOOL	309	1946	84	N	83	2,779	215	125	2	5,797
SAN FRANCISCO BAY NAVAL SHIPYD										
SHIPYARD TECH LIB 247A7	309		83	N	83	3,525		55		31,810
NAVAL SUPPLY CENTER, OAKLAND										
TECHNICAL LIBRARY	311	1943	82	R	80	5,000				
NAVAL HOSPITAL, OAKLAND	313	1947	90	N	90	15,000	645	275	11	
NAVAL HOSPITAL, SAN DIEGO	313	1923	90	R	90	10,630	769	342	25	200
NAVAL PERSONNEL RES ACTIVITY										
SAN DIEGO	315	1953	13	R	13	1,496	389	105	16	10,000
NAVAL POSTGRAD SCHOOL, MONTEREY	315	1946	11	R	83	114,500	6,900	1,655	35	171,264
NAVAL TRAINING CENTER, SAN DIEGO	317	1922		N	84	28,171	1,260	125		
NAVAL AMPHIBIOUS BASE, CORONADO	341	1944		N	84	11,356	939			
MCAS EL TORO	341	1945		R	84	30,020	1,500	120		100
WESTERN LIBRARY SERVICE CENTER	438	1950		N	82	51,129		55		
SHAMA BASE LIBRARY	452	1942		R	81	19,246	821	714	21	100
AIR FORCE FLIGHT TEST CENTER										
EDWARDS AIR FORCE BASE	454	1955	83	N	81	31,038	4,148	836	101	58,858
SPACE SYSTEMS DIVISION										
TECHNICAL LIBRARY AFL 2822	454	1958	84	N	81	15,406	1,278			4,672
DEF LANGUAGE INST WEST CST BR	479	1944		R	32	16,448	980	410	52	220
9TH CIRCUIT COURT OF APPEALS	072	1893	30	Y	30	21,268	800			
NASA AMES RESEARCH CENTER	902	1940	81	N	81	25,000	4,050	828	40	80,550
VA HOSPITAL, FRESNO	947	1950		N	90	6,568	98	197		11
VETERANS HOSPITAL, LIVERMORE	947	1925	90	N	90	10,106	786	200	200	
VA HOSPITAL, LONG BEACH	947	1946	90	R	90	9,921	650	315	12	
VA HOSPITAL, SEPULVEDA	947	1955	90	N	90	6,096	419	224	30	350
VA HOSPITAL, MARTINEZ	947	1946	90	R	90	8,102	473	283		
VA HOSPITAL, SAN FRANCISCO	947	1947	90	N	90	7,152	323		183	
VA HOSPITAL, PALO ALTO	947	1923	90	N	13	7,755	454	225		
<b>COLORADO</b>										
GEOLOGICAL SURVEY, DENVER	624	1948	71	R	71	70,000	5,000	600	50	25,000
BUREAU OF RECLAMATION	631		80	K	71	15,600	345	550		155,600
ENVIRON SCIENCE SERV ADMIN										
BOULDER LABORATORIES LIBRARY	732	1951	52	R	52	90,000	7,380	1,050		1,000
AIR FORCE ACCT & FIN CTR, DENVER	476	1951	22	N	22	12,044	1,047	309	297	184,907
<b>CONNECTICUT</b>										
SUBMARINE BASE, GROTON										
SUBMARINE MEDICAL CENTER	307	1938	62	N	13	7,410	315	125		7,650
VA HOSPITAL, NEWINGTON	947	1931		N	90	6,596	371	196		
VA HOSPITAL, WEST HAVEN	947	1953	90	R	90	6,466	519	270	8	

LIBRARY, FISCAL YEAR 1965 - U.S., BY STATE, EXCLUDING WASHINGTON METROPOLITAN AREA  
 Responses as follows: Y - open to public without restriction; N - not open to public; R - open to public with restrictions.)

LIBRARY COLLECTION							NAME AND TYPE OF LIBRARY
ADDED DURING YEAR	NUMBER OF MICROFORMS		NUMBER OF FEET OF VERTICAL FILE MATERIAL		NUMBER OF MAPS		
	AT END OF YEAR	ADDED DURING YEAR	AT END OF YEAR	ADDED DURING YEAR	AT END OF YEAR	ADDED DURING YEAR	
12	13	14	15	16	17	18	19
<b>ALABAMA</b>							
	35		50				TUSCALOOSA METALLURGY RES LAB
	93,000		36	2			MISSILE & MUNITIONS CENTER SCH
		117,000					TECHNICAL LIBRARY
		25	4		85	12	NOBLE ARMY HOSPITAL
			15				REDSTONE SCIENTIFIC INFO CENTER
							MAXWELL AIR FORCE HOSPITAL
							VA HOSPITAL, BIRMINGHAM
							VA HOSPITAL, TUSCALOOSA
							VA HOSPITAL, TUSKEGEE
<b>ARIZONA</b>							
			135	9	10		NATL PARK SERVICE
			3				SOUTHWEST ARCHEOL CENTER
							VA HOSPITAL, TUCZON
<b>ARKANSAS</b>							
			12				VA HOSPITAL, LITTLE ROCK
<b>CALIFORNIA</b>							
			12		2,690		PACIFIC SW FOREST SERVICE
400	100	2					FOREST & RANGE EXPERIMENT STA
30			9	9			AGRICULTURAL RESEARCH SERVICE
729							WESTERN REG RESEARCH LAB
9,500	5,100						PUBLIC HEALTH SERVICE
4,017							HOSPITAL, SAN FRANCISCO
2,000		2					FLEET COMPUTER PROGRAM CENTER
15,000	100	50	50		20,000	200	PACIFIC TECHNICAL LIBRARY
9,566	737	38	45		6,000	50	NAVAL ORD TEST STATION, CHINA LK
2,318	106,208	13,223	31	4	160	5	NAVAL ORDNANCE LAB, CORONA
							PASADENA NAVAL ORDNANCE TEST STA
3,257	18,586						PT MUGU NAVAL MISSILE CENTER
					1,145	198	NAVY ELECTRONICS LAB, SAN DIEGO
							NAVAL RADIOLOGICAL DEFENSE LAB
500			20			75	NAVAL CIVIL ENG LAB, PT HUENEME
							CIVIL ENGINEER CORPS OFFICERS
							NAVAL SCHOOL
							SAN FRANCISCO BAY NAVAL SHIPYD
	51,000		2,000				SHIPYARD TECH LIB 247A7
	100		4				NAVAL SUPPLY CENTER, OAKLAND
20			8				TECHNICAL LIBRARY
							NAVAL HOSPITAL, OAKLAND
1,000			1		1		NAVAL HOSPITAL, SAN DIEGO
4,450	141,220	25					NAVAL PERSONNEL RES ACTIVITY
							SAN DIEGO
			11	1		2	NAVAL POSTGRAD SCHOOL, MONTEREY
			10				NAVAL TRAINING CENTER, SAN DIEGO
							NAVAL AMPHIBIOUS BASE, CORONADO
50			6	1			
40			6	1	30	8	MCAS EL TORO
							WESTERN LIBRARY SERVICE CENTER
5,622	10,000		12		793	126	SHAMA BASE LIBRARY
							AIR FORCE FLIGHT TEST CENTER
1,700			10	3	400		EDWARDS AIR FORCE BASE
							SPACE SYSTEMS DIVISION
							TECHNICAL LIBRARY AFL 2822
35							
7,050	51,400	10,005	40	5	2	2	DEF LANGUAGE INST WEST CST BR
			9				9TH CIRCUIT COURT OF APPEALS
			25	5			NASA AMES RESEARCH CENTER
							VA HOSPITAL, FRESNO
							VETERANS HOSPITAL, LIVERMORE
85			4	4			VA HOSPITAL, LONG BEACH
			16				VA HOSPITAL, SEPULVEDA
							VA HOSPITAL, MARTINEZ
							VA HOSPITAL, SAN FRANCISCO
							VA HOSPITAL, PALO ALTO
<b>COLORADO</b>							
1,000	110	12	40	1	50,000	2,400	GEOLOGICAL SURVEY, DENVER
561			6	1			BUREAU OF RECLANATION
							ENVIRON SCIENCE SERV ADMIN
12,307	18,025	10,004	240	10	25		BOULDER LABORATORIES LIBRARY
			629	60	140	10	AIR FORCE ACCT & FIN CTR, DENVER
<b>CONNECTICUT</b>							
330			40	2	100		SUBMARINE BASE, GROTON
							SUBMARINE MEDICAL CENTER
							VA HOSPITAL, NEWINGTON
			8				VA HOSPITAL, WEST HAVEN

TABLE 1B - SELECTED MANAGEMENT DATA OF SPECIAL FEDERAL LIBRARIES  
(In columns 2, 4, and 6, the numerals refer to agency occupation and subject codes in Appendix 2. In column 5 the letters indicate  
For footnotes, see page 72 .)

NAME AND TYPE OF LIBRARY	AGENCY CODE	DATE ESTABLISHED	CLIENTELE			NUMBER OF VOLUMES		NUMBER OF SERIAL TITLES		DATA OF
			USER OCCUPATION	OPEN TO PUBLIC	PRIM. SUBJ. AREA COLL.	AT END OF YEAR	ADDED DURING YEAR	AT END OF YEAR	ADDED DURING YEAR	NUMBER OF
										AND
1	2	3	4	5	6	7	8	9	10	11
DELAWARE										
VETERANS HOSPITAL, WILMINGTON	947	1947	90	N	90	3,036	309	175		
FLORIDA										
NAVAL AIR STATION, JACKSONVILLE										
TECH FILES & LIB BRANCH	297	1941	20	N	83	726	65			166,290
NAVY WINE DEFENSE LAB	305	1954	52	N	72	50,000	3,500	400	25	
AIR PROVING GROUND CENTER										
EGLIN AFB TECH LIB	460	1958	83	N	50	14,148	1,249	535	114	146,865
KENNEDY SPACE CENTER <sup>2/</sup>	902	1962	83	N	81	9,807	4,286	800	71	50,000
VA HOSPITAL, CORAL GABLES	947	1941	90	R	90	8,298	150	625		
GEORGIA										
PUBLIC HEALTH SERVICE										
COMM DISEASE CENTER, ATLANTA	805	1946	62	R	62	35,000	3,300	600	600	150
PUBLIC HEALTH CENTER, ATLANTA										
MEDICAL AV REFERENCE ROOM	805	1964	42	N	11	288		66		57
HUMRRO DIV 4, FORT BENNING	188	1954	13	R	13	10,654	1,281	62	4	
ARMY SOUTHEAST SIGNAL SCHOOL	259	1952		N	82	15,000	3,700	170	30	
MARTIN ARMY HOSPITAL	261	1952			90	5,100		50		300
HQ CONTINENTAL AIR COMMAND										
ROBINS AIR FORCE BASE	460	1949	84	N	84	42,000	8,000	607	45	
VA HOSPITAL, ATLANTA	947	1952	90	N	90	13,899	987	268		92
VA HOSPITAL, AUGUSTA										
FOREST HILLS DIVISION	947	1952	90	R	90	4,566	340	110	3	150
VA HOSPITAL, AUGUSTA										
LENWOOD DIVISION	947	1922	90	N	90	3,015	302	78	4	
VA CENTER, DUBLIN	947	1948	90	N	90	2,242	52	115		
IDAHO										
VA CENTER, BOISE	947	1922	90	R	90	3,192	147	67		
ILLINOIS										
OFFICE OF US ATTORNEY, CHICAGO	532		30	N	30	8,000	500			
DEPT OF AGRICULTURE										
NORTHERN UTILIZATION RES & DEV	697	1940	50	R	53	27,041	2,966	592	37	
BUREAU OF YARDS & DOCKS										
MIDWEST DIVISION LIBRARY <sup>10/</sup>	309	1951	50	R	83	2,580	200	160	4	14,442
GREAT LAKES NAVAL HOSPITAL										
MEDICAL LIBRARY	313	1945	90	N	90	5,200	370	150		
CHANUTE AIR FORCE BASE LIB	364		84	N	81	29,726	1,469	6		
US COURTS, CHICAGO	072	1964	30	N	30	484				
RAILROAD RETIREMENT BOARD	906	1942	30	N	30	100,000	1,452	425		
VETERANS ADMIN, CHICAGO										
RESEARCH HOSPITAL LIBRARY	947	1954	90	N	90	11,869	1,657	190		
VETERANS ADMINISTRATION										
WESTSIDE HOSPITAL LIBRARY	947	1953	90	N	90	14,855	996	278		
VA HOSPITAL, DOWNNEY	947	1926	12	N	90	7,154	426	201	206	
VA HOSPITAL, MINES	947	1921	90	N	90	35,060	2,369	636	3	
INDIANA										
NAVAL AVIONICS FACILITY, INDPLS	297	1945	83	N	82	8,700	500	450	13	20,000
CRANE NAVAL AMMUNITION DEPOT <sup>11/</sup>	305	1958	83	N	83	8,220	862	353	30	107,772
VA HOSPITAL, FORT WAYNE	947	1950	90	N	90	1,165	91	72		204
VA HOSPITAL, INDIANAPOLIS	947	1957	90	N	90	6,200		148		
VA MEDICAL LIBRARY, MARION	947	1915	90	R	90	2,901		198		
IOWA										
NATL ANIMAL DISEASE LAB	697	1961	63	N	63	8,000	500	350	5	400
AMES LABORATORY DOCUMENT LIB	862	1947	50	N	50	1,500	100	80	5	165,120
VA HOSPITAL, IOWA CITY	947	1952	90	R	90	4,218	285	200		
VA CENTER, DES MOINES	947	1934	90	N	90	4,218	357	138		
KANSAS										
VA HOSPITAL TOPEKA	947	1946	90	R	90	11,496	721	300	15	
VA CENTER, WADSWORTH	947	1930	90	N	90	2,966	376	150	20	
KENTUCKY										
PUB HEALTH SERV HOSPITAL, LEXINGTON	805	1935	90	K	90	10,900	650	135		
NAVAL ORD PLANT, IROQUOIS STA	305	1961	83	R	83	2,000		90		6,200
VA HOSPITAL, LEXINGTON	947	1934	90	N	13	13,130	585	150		
VA HOSPITAL, LOUISVILLE	947	1941	90	N	90	5,103	287	250	5	
LOUISIANA										
SOUTHERN FOREST EXPER STA	683	1921	62	R	61	6,343	245	850	80	22,007
PUB HEALTH SERV HOSPITAL, NEW ORLEANS <sup>12/</sup>	805	1957	90	R	90	4,000	275	121	10	100
VA HOSPITAL, ALEXANDRIA	947	1929	90	R	90	7,856		85	85	

Y LIBRARY, FISCAL YEAR 1965 - U.S., BY STATE, EXCLUDING WASHINGTON METROPOLITAN AREA  
 responses as follows: Y - open to public without restriction; N - not open to public; R - open to public with restrictions.)

LIBRARY COLLECTION							NAME AND TYPE OF LIBRARY
GOVERNMENT DOCUMENTS MEDICAL REPORTS	NUMBER OF MICROFORMS		NUMBER OF FEET OF VERTICAL FILE MATERIAL		NUMBER OF MAPS		
ADDED DURING YEAR	AT END OF YEAR	ADDED DURING YEAR	AT END OF YEAR	ADDED DURING YEAR	AT END OF YEAR	ADDED DURING YEAR	
12	13	14	15	16	17	18	19
			18				DELANARE VETERANS HOSPITAL, WILMINGTON
							FLORIDA NAVAL AIR STATION, JACKSONVILLE TECH FILES & LIB BRANCH NAVY MINE DEFENSE LAB AIR PROVING GROUND CENTER EGLIN AFB TECH LIB KENNEDY SPACE CENTER VA HOSPITAL, CORAL GABLES
68,100	751,562	99,999	1,116		4,000	4,000	
3,818							GEORGIA PUBLIC HEALTH SERVICE COMM DISEASE CENTER, ATLANTA PUBLIC HEALTH CENTER, ATLANTA MEDICAL AV REFERENCE ROOM HUMRRO DIV 4, FORT BENNING ARMY SOUTHEAST SIGNAL SCHOOL MARTIN ARMY HOSPITAL HQ CONTINENTAL AIR COMMAND ROBINS AIR FORCE BASE VA HOSPITAL, ATLANTA VA HOSPITAL, AUGUSTA FOREST HILLS DIVISION VA HOSPITAL, AUGUSTA LENWOOD DIVISION VA CENTER, DUBLIN
14,000	276,439	74,100	2,200	1,000			
			21				
150	10	1	9	2	75	15	
	15		6	6	30	30	
			25				
			20		100	10	
12			2	3			
			7	1			
							IDAHO VA CENTER, BOISE
			4				
			30				ILLINOIS OFFICE OF US ATTORNEY, CHICAGO DEPT OF AGRICULTURE NORTHERN UTILIZATION RES & DEV BUREAU OF YARDS & DOCKS MIDWEST DIVISION LIBRARY GREAT LAKES NAVAL HOSPITAL MEDICAL LIBRARY CHANUTE AIR FORCE BASE LIB US COURTS, CHICAGO RAILROAD RETIREMENT BOARD VETERANS ADMIN CHICAGO RESEARCH HOSPITAL LIBRARY VETERANS ADMINISTRATION WESTSIDE HOSPITAL LIBRARY VA HOSPITAL, DOWNNEY
315	608	70	224		30	6	
			24		15		
			137	2			
			16				
			3	1			
	327		42	10	279	60	VA HOSPITAL, MINES
							INDIANA NAVAL AVIONICS FACILITY, INDPUS CRANE NAVAL AMMUNITION DEPOT VA HOSPITAL, FORT WAYNE VA HOSPITAL, INDIANAPOLIS VA MEDICAL LIBRARY, MARION
3,000	200		299		100		
7,562	130,120	99,999	300	20	475	50	
6			5				
							IOWA NATL ANIMAL DISEASE LAB AMES LABORATORY DOCUMENT LIB VA HOSPITAL, IOWA CITY VA CENTER, DES MOINES
80	90		30				
12,000	90,040	12,008	3				
			3				
							KANSAS VA HOSPITAL TOPEKA VA CENTER, WADSWORTH
	30	3	50	1			
			5	2			
							KENTUCKY PUB HEALTH SERV HOSPITAL, LEXINGTON NAVAL ORD PLANT, IROQUOIS STA VA HOSPITAL, LEXINGTON VA HOSPITAL, LOUISVILLE
	75		63	3	30		
			78		50	12	
			10	2			
			10				
							LOUISIANA SOUTHERN FOREST EXPR STA PUB HEALTH SERV HOSPITAL, NEW ORLEANS VA HOSPITAL, ALEXANDRIA
1,666	47	47	60	8			
			8				
			6	6			

TABLE 1B - SELECTED MANAGEMENT DATA OF SPECIAL FEDERAL LIBRARIES

(In columns 2, 4, and 6, the numerals refer to agency occupation and subject codes in Appendix 2. In column 5 the letters indicate For footnotes, see page 72 .)

NAME AND TYPE OF LIBRARY	AGENCY CODE	DATE ESTABLISHED	CLIENTELE			DATA				
			USER OCCUPATION	OPEN TO PUBLIC	PRIM. SUBJ. AREA COLL.	NUMBER OF VOLUMES		NUMBER OF SERIAL TITLES		NUMBER AT END OF YEAR
						AT END OF YEAR	ADDED DURING YEAR	AT END OF YEAR	ADDED DURING YEAR	
1	2	3	4	5	6	7	8	9	10	11
<b>MAINE</b>										
VA CENTER, TOGUS	947	1866	90	N	90	12,922	134	210	10	
<b>MARYLAND</b>										
PUB HEALTH SERV HCSP, BALTIMORE	805	1947	90	N	90	5,292	107	118	9	
SOCIAL SECURITY ADMINISTRATION	818	1942	02	R	10	41,323	2,290	450		
NAVY MARINE ENGINEERING LAB 13/	307	1948	83	N	83	15,000	1,425	285	16	65,000
VA HOSPITAL, FORT HOWARD	947	1941	90	R	90	10,383	134	10		
VA HOSPITAL, PERRY POINT	947	1932	90	N	90	15,733	851	135		655
<b>MASSACHUSETTS</b>										
BUREAU OF COMMERCIAL FISHERIES										
BIOLOGICAL LAB, WOODS HOLE	621	1892	61	R	63	2,738	69	250		
ARMY NATICK LABORATORIES	237	1946	50	N	62	41,500	2,337	1,050	50	65,000
ARMY SECURITY AGENCY SCHOOL	273	1952		N	82	4,300	130	130		48,000
BOSTON NAVAL SHIPYARD	309	1947	85	N	83	9,024	700	45	5	4,150
CHELSEA NAVAL HOSPITAL	313	1947	90	N	90	6,804	337	180	15	69
BOSTON OFF OF NAVAL RESEARCH 14/	317	1946	50	N	50	1,900	90	100	2	22,500
LAURENCE G HANSCOM FIELD										
BASE LIBRARY AFL 2835	444	1951	82	R	84	14,947	1,966	235		
AFRL, L G HANSCOM FIELD	444	1948	50	R	50	175,559	14,121	3,800		171,676
SMITHSONIAN INSTITUTION										
ASTROPHYSICAL OBSERVATORY LIB	910	1959	50	R	52	3,449	394	130		20,000
VA HOSPITAL, BEDFORD	947	1928	91	R	90	5,321	405	191	12	100
VA HOSPITAL, BOSTON	947	1952	90	R	90	7,204	450	155	4	
VA HOSPITAL, BROCKTON	947	1953	90	R	90	10,426	850	235	15	1,000
VA HOSPITAL, NORTHAMPTON	947	1935	13	N	90	2,904	310	87		
VA HOSPITAL, WEST ROXBURY	947	1943	90	N	90	4,483	212	127		
<b>MICHIGAN</b>										
DEFENSE LOGISTICS SERV CTR	489	1962		N	20	5,848	250	150		
VA HOSPITAL, DEARBORN	947	1939	90	N	90	4,318		189		
<b>MINNESOTA</b>										
BUREAU OF MINES										
TWIN CITIES RES CTRS	623	1959	71	R	71	4,086	817	198		
VA HOSPITAL, MINNEAPOLIS	947	1927	90	N	90	11,552	925	320	15	25
VA HOSPITAL, ST CLOUD	947	1924	91	R	90	10,600	11,200	100		
<b>MISSISSIPPI</b>										
ARMY ENGINEER WATERWAYS										
EXPERIMENT STATION, VICKSBURG 15/	261	1931	83	R	83	129,000	16,750	2,700	50	
VA CENTER, JACKSON	947	1946	90	R	90	6,450	325	200		
<b>MISSOURI</b>										
AERONAUTICAL CHART & INFO CTR	476	1943	70	N	70	27,400	3,500	600		19,000
VA HOSPITAL, KANSAS CITY	947	1952	90	R	90	2,819	170	133		
VA HOSPITAL, POPLAR BLUFF	947	1951	90	N	90	3,973	153	84		
VA HOSPITAL, ST LOUIS	947	1954	90	R	90	3,856	85	142		
<b>MONTANA</b>										
PUBLIC HEALTH SERVICE										
ROCKY MOUNTAIN LAB	805	1927	62	N	62	35,000	506	445	435	4,100
VA HOSPITAL, FT HARRISON	947	1923	90	R	90	9,318	508	108		
<b>NEBRASKA</b>										
NATIONAL PARK SERVICE										
MIDWEST REGIONAL OFFICE 16/	627	1935	33	R	33	6,000	390	200		325
VA HOSPITAL, LINCOLN	947	1930	90	R	90	8,147	343	113		
VA HOSPITAL, OMAHA	947	1950	90	N	90	2,931	232	128		
<b>NEVADA</b>										
VA CENTER, RENO	947	1939	90	N	90	4,181	231	120		
<b>NEW HAMPSHIRE</b>										
ARMY COLD REGIONS RES ENG LAB	267	1952	71	R	73	4,525	327	300	20	21,966
PORTSMOUTH NAVAL SHIPYARD	309	1947	83	N	85	2,507	156	103		6,625
<b>NEW JERSEY</b>										
ARMY ELECTRONICS COMMAND	267	1940	83	R	83	9,400	1,120	90	40	91,600
ARMY SIGNAL CENTER & SCHOOL	271	1951		N	82	128,004	2,174	91	4	
LAKEMURST NAVAL AIR TEST FAC 17/	305	1959	83	R	83	1,275	576	160	22	52,476



LIBRARY, FISCAL YEAR 1965 - U.S., BY STATE, EXCLUDING WASHINGTON METROPOLITAN AREA

Responses as follows: Y - open to public without restriction; N - not open to public; R - open to public with restrictions.)

LIBRARY COLLECTION							NAME AND TYPE OF LIBRARY
PERMANENT DOCUMENTS PERIODICAL REPORTS	NUMBER OF MICROFORMS		NUMBER OF FEET OF VERTICAL FILE MATERIAL		NUMBER OF MAPS		
	AT END OF YEAR	ADDED DURING YEAR	AT END OF YEAR	ADDED DURING YEAR	AT END OF YEAR	ADDED DURING YEAR	
ADDED DURING YEAR	13	14	15	16	17	18	19
12							MAINE
			8				VA CENTER, TOGUS
							MARYLAND
			2				PUB HEALTH SERV HOSP, BALTIMORE
4,000	39	12	144	18			SOCIAL SECURITY ADMINISTRATION
70	109		18		100	6	NAVY MARINE ENGINEERING LAB VA HOSPITAL, FORT HOWARD VA HOSPITAL, PERRY POINT
			11				MASSACHUSETTS
							BUREAU OF COMMERCIAL FISHERIES BIOLOGICAL LAB, WOODS HOLE
4,969	15		26		13		ARMY NATICK LABORATORIES
5,000	18,318	504	89	3			ARMY SECURITY AGENCY SCHOOL
150	160,000	12,000	12				BOSTON NAVAL SHIPYARD
12			15	15			CHELSEA NAVAL HOSPITAL
2,000	145,000		20	2			BOSTON OFF OF NAVAL RESEARCH
			20	1	5		LAURENCE G HANSCOM FIELD BASE LIBRARY AFL 2835
10,330	79,491	22,646			5,000	200	AFCL, L G HANSCOM FIELD SMITHSONIAN INSTITUTION
4,000							ASTROPHYSICAL OBSERVATORY LIB VA HOSPITAL, BEDFORD
			6				VA HOSPITAL, BOSTON
200	76	5	8	1			VA HOSPITAL, BROCKTON
			30	4			VA HOSPITAL, NORTHAMPTON VA HOSPITAL, WEST ROXBURY
							MICHIGAN
			300	50			DEFENSE LOGISTICS SERV CTR VA HOSPITAL, DEARBORN
							MINNESOTA
							BUREAU OF MINES TWIN CITIES RES CTRS
3	155		2	6			VA HOSPITAL, MINNEAPOLIS
	25		10		1		VA HOSPITAL, ST CLOUD
							MISSISSIPPI
	8,252	2,400	13	1	250	50	ARMY ENGINEER WATERWAYS EXPERIMENT STATION, VICKSBURG VA CENTER, JACKSON
							MISSOURI
4,500	66	19	120				AERONAUTICAL CHART & INFO CTR VA HOSPITAL, KANSAS CITY
			12				VA HOSPITAL, POPEAR BLUFF
			3				VA HOSPITAL, ST LOUIS
							MONTANA
1,600	1,592	35			500	25	PUBLIC HEALTH SERVICE ROCKY MOUNTAIN LAB VA HOSPITAL, FT HARRISON
							NEBRASKA
75	110		70	10	50		NATIONAL PARK SERVICE MIDWEST REGIONAL OFFICE
	98		10	1	2		VA HOSPITAL, LINCOLN VA HOSPITAL, OMAHA
			4				NEVADA
			3		10		VA CENTER, RENO
							NEW HAMPSHIRE
1,726	436	41	334	21	385	50	ARMY COLD REGIONS RES ENG LAB PORTSMOUTH NAVAL SHIPYARD
498	316	26	12				NEW JERSEY
40,200	200		58	5			ARMY ELECTRONICS COMMAND ARMY SIGNAL CENTER & SCHOOL
4,180	6,653	1,200	720	22	50	10	LAKEHURST NAVAL AIR TEST FAC
						112	

TABLE 1B - SELECTED MANAGEMENT DATA OF SPECIAL FEDERAL LIBRARIES,

(In columns 2, 4, and 6, the numerals refer to agency occupation and subject codes in Appendix 2. In column 5 the letters indicate  
For footnotes, see page 72 .)

NAME AND TYPE OF LIBRARY	AGENCY CODE	DATE ESTABLISHED	CLIENTELE			NUMBER OF VOLUMES		NUMBER OF SERIAL TITLES		DATE OF
			USER OCCUPATION	OPEN TO PUBLIC	PRIM. SUBJ. AREA COLL.	AT END OF YEAR	ADDED DURING YEAR	AT END OF YEAR	ADDED DURING YEAR	AT END OF YEAR
NEW JERSEY (continued)										
NAVAL AIR TURBINE TEST STA	305	1955	81	N	81	500	50	125	15	5,000
RAYONNE NAVAL SUPPLY R & D FAC	311	1949	83	N	83	21,000	570	249	8	39,000
NATL AVIATION FAC EXP CTR	874	1959	81	R	81	7,500	450	410		40,000
VA HOSPITAL LIBRARY, LYONS	947	1935	90	N	90	7,948	461	150		
VA REGIONAL OFFICE, NEWARK	947	1956	90	N	90	1,413	59	80		248
NEW MEXICO										
SANDIA BASE ARMY HOSPITAL	261		90	N	90	2,888	255	117		
WHITE SANDS MISSILE RANGE TECHNICAL LIBRARY	267	1952	83	N	83	77,320	2,926	833	10	35,000
OFFICE OF RESEARCH ANALYSIS HOLLOWAY AFB	448	1954	50	N	50	18,456	1,197	337		37,784
AIR FORCE SPECIAL WEAPONS CNTR TECHNICAL INFO & INTFL DIV	454	1952	50	N	84	11,157	1,561	427		158,859
LOS ALAMOS SCIENTIFIC LAB	862	1943	50	R	50	490,000	26,700	2,700	100	
NEW YORK										
DEPT OF AGRICULTURE PLUM ISL ANIMAL DISEASE LAB	697	1954	64	N	64	17,676	3,100	243		
DEPT OF COMMERCE BUSINESS REFERENCE LIBRARY	746	1926	24	Y	02	15,000	135	115		10,150
PUBLIC HEALTH SERVICE CHARLES FERGUSON MEDICAL LIB.	805	1833	90	R	90	5,383		226		
ST ALBANS NAVAL HOSPITAL	313	1942	90	R	90	9,250	484	20		
BROOKLYN NAVAL APPLIED SCI LAB	317	1947	83	N	83	18,750	900	600	50	10,000
RCME AIR DEVELOPMENT CENTER LIBRARY SERVICES	444	1942	83	R	81	15,542	1,792	452		27,552
AEROSPACE RES, EUROPEAN OFFICE	474	1956	81	N	83	19,652		61		19,105
TECH INFO OFFICE, APO NY	862	1947	53	R	53	21,000	750	300		75,000
ATOMIC ENERGY COMMISSION, NY	947	1922		R	90	12,924	870	375		
VA HOSPITAL, BRONX	947	1950	90	R	90	13,187	611	361		
VA HOSPITAL, BUFFALO	947	1950	90	R	90	10,200	765	1,050		
VA HOSPITAL, CANANDAIGUA	947	1950	90	N	90	6,256	374	208	8	480
VA HOSPITAL, BROOKLYN	947	1950	90	N	90	6,472	216	174	7	300
NORTH CAROLINA										
SE FOREST SERVICE FOREST EXP. STATION	683		61	R	61	4,200		163	10	6,000
NAVAL MEDICAL FIELD RESEARCH LAB	341	1949	62	R	90	14,790	593	215		14,790
VA HOSPITAL, DURHAM	947	1953	90	N	90	4,961	285	138		
NORTH DAKOTA										
VA CENTER, FARGO	947	1946	90	R	90	6,407	405	214		
OHIO										
R A TAFT SANITARY ENG CENTER	805	1950	53	R	61	17,765	2,070	850	50	12,097
AIR FORCE INST OF TECHNOLOGY	444	1946	50	R	83	80,000	6,500	1,375		
AEROSPACE RESEARCH LABORATORIES	448	1960	50	N	53	12,090	1,712	419	51	
WRIGHT PATTERSON TECH LIB	448	1918	50	N	81	96,570	4,047	2,268	36	20,480
FOREIGN TECHNOLOGY DIV	454	1958	84	N	84	18,000	1,750	1,400	50	335,500
TECH INTELLIGENCE LIBRARY	072	1894	30	N	30	71,393	200	70		
COURT OF APPEALS SIXTH CIRCUIT (CINCINNATI)	902		81	N	83	31,000	5,914	580	25	150,500
NASA LEWIS RESEARCH CENTER 18/	947	1868	90	R		34,156	1,083	408		
VA CENTER, DAYTON	947	1961	90	N	90	1,918	210	346		
VA HOSPITAL, BRECKSVILLE	947	1924	90	R	90	4,247	220	110		75
VA HOSPITAL, CHILLICOTHE	947									
OKLAHOMA										
BUREAU OF MINES	623	1927	53	R	53	10,251	416	200		
PETROLEUM RESEARCH CENTER	237	1911	84	N	84	53,557	731	243		19,553
ARTILLERY & MISSILE SCHOOL	874	1961	81	R	81	18,124	4,338	678	10	4,842
FEDERAL AVIATION AGENCY	947	1949	90	N	90	5,790	497	300	316	
AERONAUTICAL CENTER, OKLAHOMA	19/									
VA HOSPITAL, OKLAHOMA CITY	947									
OREGON										
ALBANY METALLURGY RES CENTER	623	1943	52	R	50	20,065	643	190	15	29,374
TECHNICAL ENGINEERING LIBRARY	632	1939	82	R	82	30,000	1,800	500		11,000
DEPT OF INTERIOR	683	1924	61	R	60	10,465	1,549	331	41	30,000
BONNEVILLE POWER ADMIN										
PACIFIC NW FOREST SERVICE										
FOREST & RANGE EXPERIMENT STA.										

BY LIBRARY, FISCAL YEAR 1965 - U.S., BY STATE, EXCLUDING WASHINGTON METROPOLITAN AREA

responses as follows: Y - open to public without restriction; N - not open to public, R - open to public with restrictions.)

LIBRARY COLLECTION							NAME AND TYPE OF LIBRARY	
GOVERNMENT DOCUMENTS TECHNICAL REPORTS	NUMBER OF MICROFORMS		NUMBER OF FEET OF VERTICAL FILE MATERIAL		NUMBER OF MAPS			
	AT END OF YEAR	ADDED DURING YEAR	AT END OF YEAR	ADDED DURING YEAR	AT END OF YEAR	ADDED DURING YEAR		
ADDED DURING YEAR	12	13	14	15	16	17	18	19
NEW JERSEY (continued)								
650				5	1	3	1	NAVAL AIR TURBINE TEST STA
2,000				24		150		BAYONNE NAVAL SUPPLY R & D FAC
3,000	86,425	10,000		500				NATL AVIATION FAC EXP CTR
				7				VA HOSPITAL LIBRARY, LYONS
55				4	1			VA REGIONAL OFFICE, NEWARK
NEW MEXICO								
				8				SANDIA BASE ARMY HOSPITAL
5,400	7,530	5,041		16	2			WHITE SANDS MISSILE RANGE
5,575				3	1			TECHNICAL LIBRARY
12,366								OFFICE OF RESEARCH ANALYSIS
	180,440	20,060						MOLLOMAN AFB
								AIR FORCE SPECIAL WEAPONS CNTR
								TECHNICAL INFO & INTELL DIV
								LOS ALAMOS SCIENTIFIC LAB
NEW YORK								
				149		5		DEPT OF AGRICULTURE
1,520				120	2	25	5	PLUM ISL ANIMAL DISEASE LAB
								DEPT OF COMMERCE
	50	10		24				BUSINESS REFERENCE LIBRARY
				6				PUBLIC HEALTH SERVICE
3,894	120			27	4	750		CHARLES FERGUSON MEDICAL LIB.
								ST ALBANS NAVAL HOSPITAL
2,600	50,000	2,000				20		BROOKLYN NAVAL APPLIED SCI LAB
	25			24		150		ROME AIR DEVELOPMENT CENTER
				18		100		LIBRARY SERVICES
								AEROSPACE RES, EUROPEAN OFFICE
90				10				TECH INFO OFFICE, APO NY
60				8	1		2	ATOMIC ENERGY COMMISSION, NY
				15	2			VA HOSPITAL, BRONX
								VA HOSPITAL, BUFFALO
								VA HOSPITAL, CANANDAIGUA
								VA HOSPITAL, BROOKLYN
								VA HOSPITAL, MONTROSE
NORTH CAROLINA								
								SE FOREST SERVICE
761								FOREST EXP. STATION
								NAVAL MEDICAL FIELD RESEARCH LAB
								VA HOSPITAL, DURHAM
NORTH DAKOTA								
				2				VA CENTER, FARGO
OHIO								
1,114	31,595	5,203		16				R A TAFT SANITARY ENG CENTER
18,000	118,530			24				AIR FORCE INST OF TECHNOLOGY
	511					5		AEROSPACE RESEARCH LABORATORIES
	3,004			10				WRIGHT PATTERSON TECH LIB
40,025	4,800	240		260		20,000	1,200	FOREIGN TECHNOLOGY DIV
								TECH INTELLIGENCE LIBRARY
								COURT OF APPEALS SIXTH CIRCUIT
22,111	78,239	53,784		40	2		12	CINCINNATI
				16				NASA LEWIS RESEARCH CENTER
								VA CENTER, DAYTON
								VA HOSPITAL, BRECKSVILLE
8				6				VA HOSPITAL, CHILLICOTHE
OKLAHOMA								
	172	67		311		980	66	BUREAU OF MINES
3,385	14,678			104	3	3,000		PETROLEUM RESEARCH CENTER
								ARTILLERY & MISSILE SCHOOL
1,472	151,262	32,716		5	4	22	16	FEDERAL AVIATION AGENCY
				5				AERONAUTICAL CENTER, OKLAHOMA
								VA HOSPITAL, OKLAHOMA CITY
OREGON								
								ALBANY METALLURGY RES CENTER
2,602						4,260	1,157	TECHNICAL ENGINEERING LIBRARY
								DEPT OF INTERIOR
								BONNEVILLE POWER ADMIN
								PACIFIC NW FOREST SERVICE
900								FOREST & RANGE EXPERIMENT STA.

TABLE 1B - SELECTED MANAGEMENT DATA OF SPECIAL FEDERAL LIBRARIES, BY LIBRARY.

(In columns 2, 4, and 6, the numerals refer to agency occupation and subject codes in Appendix 2. In column 5 the letters indicate For footnotes, see page 72.)

NAME AND TYPE OF LIBRARY	AGENCY CODE	DATE ESTABLISHED	CLIENTELE			NUMBER OF VOLUMES		NUMBER OF SERIAL TITLES		DATA
			USER OCCUPATION	OPEN TO PUBLIC	PRIM. SUBJ. AREA COLL.	AT END OF YEAR	ADDED DURING YEAR	AT END OF YEAR	ADDED DURING YEAR	AT END OF YEAR
<b>PENNSYLVANIA</b>										
BUREAU OF MINES										
PITTSBURGH RESEARCH CENTER	623		53	Y	71	64,245		400	10	
NORTHEAST FOREST SERVICE										
FOREST EXPERIMENT STATION	683	1961	61	R	21	2,200	275	237	40	5,900
DEPT OF AGRICULTURE										
EASTERN UTILIZATION RES & DEV	697	1940	50	R	53	18,500	650	457		
VALLEY FORGE GENERAL HOSPITAL	261	1943	90	N	90	6,639	437	216		300
NAVAL AIR ENGINEERING CENTER	305	1917	81	N	83	11,000	500	220		75,000
NAVAL AIR DEVELOPMENT CENTER										
TECHNICAL LIBRARY	305	1944	83	N	83	11,532	738	269	16	72,710
NAVAL AIR DEVELOPMENT CENTER										
AEROSPACE MEDICAL RES DEPT LIB	305	1951	90	N	90	5,000		125		6,000
PHILADELPHIA NAVAL SHIPYARD										
NAVAL BOILER & TURBINE LAB.	307	1963	83	N	83	3,500	283	130		
PHILADELPHIA NAVAL SHIPYARD										
TECHNICAL LIBRARY SCODE 2498	309	1944	83	R	85	3,100		125		26,000
PHILADELPHIA NAVAL HOSPITAL	313	1935	90	N	90	6,855	440	215	12	
<b>COURT OF APPEALS, PHILADELPHIA</b>										
VA HOSPITAL, ALTOONA	947	1950	90	R	90	4,424	250	30		50
VA HOSPITAL, BUTLER	947	1946	90	N	90	7,705	60	450		
VA HOSPITAL, COATESVILLE	947	1931	90	R	13	10,464	552	226	3	900
VA HOSPITAL, PHILADELPHIA	947	1953	90	N	90	4,419	314	172	8	
VA HOSP, PITTSBURGH-LEECH FARM RD	947	1954	12	R	13	4,571	363			
VA HOSPITAL, PITTSBURGH-OAKLAND	947	1946	90	R	90	9,790	1,008	304	19	100
VA HOSPITAL, WILKES BARRE	947	1950	90	R	90	3,214	228	131	2	
<b>RHODE ISLAND</b>										
NAVAL CONSTRUCTION BATTALION CEN	309	1950	83	N	83	10,000	1,000	200	5	80,350
NAVAL WAR COLLEGE	315	1885	84	R	84	150,000	5,500		1,100	45,000
<b>SOUTH CAROLINA</b>										
CHARLESTON NAVAL SHIPYARD	309	1946	83	N	85	1,522	25			17,000
<b>SOUTH DAKOTA</b>										
FT MEADE GENERAL LIBRARY	947	1945		N	32	8,315	256			
<b>TENNESSEE</b>										
ARNOLD ENG DEVELOPMENT CENTER	448	1952	83	N	81	26,797	2,682	653	25	70,100
TVA TECHNICAL LIBRARY 20/	914	1933	80	N	80	70,000	2,800	1,000	50	60,000
TVA MAP INFO & RECORDS UNIT 21/	914	1935		R	83					
TVA LAW LIBRARY	914	1935	90	R	90	12,456	240	150		
VA HOSPITAL, MEMPHIS	947	1942	90	N	90	8,185	361	250		
<b>TEXAS</b>										
BUREAU OF COMMERCIAL FISHERIES										
BIOLOGICAL LAB, GALVESTON	621	1950	63	R	63	3,183	283	177	7	11,280
STIMSON LIBRARY										
MED FIELD SERV SCHOOL	261	1932	84	N	90	40,000	4,945	423	15	22,423
GOODFELLOW AFB TECH LIB	448	1960		N	82	5,445	1,206	180	48	
WILFORD HALL USAF HOSPITAL	460	1957	90	N	90	10,953	410	375	22	105
6570 PERSONNEL RESEARCH LAB										
LACKLAND AIR FORCE BASE	460	1950	13	R	13	11,023		184		23,230
VA CENTER, BONHAM	947	1951	90	R	90	5,090	254	20	5	326
VA HOSPITAL, DALLAS	947	1940		N	90	14,279		216		
VA HOSPITAL, HOUSTON	947	1949	90	N	90	23,304		420		
VA HOSPITAL, MARLIN	947	1950		N	90	4,614	329	183	10	65
VA CENTER, TEMPLE	947	1946	90	R	90	19,599	920			
VA HOSPITAL, WACO	947	1932	90	R	90	3,072	147	193		150
<b>UTAH</b>										
INTERMOUNTAIN FOREST & RANGE										
EXPERIMENT STATION	683	1962	23	R	61	5,483	624	212	20	15,000
DUGWAY PROVING GROUND										
TECHNICAL LIBRARY	267	1950	50	R	84	9,000		137		42,000
<b>VERMONT</b>										
VA LIBRARY, WHITE RIVER JUNCTION	947	1938	92	R	90	10,000	455	286	19	60
<b>VIRGINIA</b>										
NBS CLEARINGHOUSE FOR										
FEDERAL SCIENTIFIC & TECH INFO	753	1965	01	R	50	3,000	200	7	3	1,400
ARMY AVIATION MATERIAL LAB	259	1945	83	N	81	20,343	2,000	204	16	
ARMY COMBAT DEF COMMAND										
COMBAT SERVICE SUPPORT GROUP	269	1963	84	N	84	1,007	200	56	5	190
DAHLGREN NAVAL WEAPONS LAB	305	1953	83	N	84	19,000	756	625	25	60,886
NORFOLK NAVAL SHIPYARD										
TECHNICAL LIBRARY SCODE 24604	315			N	83	10,000	25	250	10	2,000

FISCAL YEAR 1965 - U.S., BY STATE, EXCLUDING WASHINGTON METROPOLITAN AREA

responses as follows: Y - open to public without restriction; N - not open to public; R - open to public with restrictions.)

LIBRARY COLLECTION							NAME AND TYPE OF LIBRARY
GOVERNMENT DOCUMENTS TECHNICAL REPORTS	NUMBER OF MICROFORMS		NUMBER OF FEET OF VERTICAL FILE MATERIAL		NUMBER OF MAPS		
ADDED DURING YEAR	AT END OF YEAR	ADDED DURING YEAR	AT END OF YEAR	ADDED DURING YEAR	AT END OF YEAR	ADDED DURING YEAR	
12	13	14	15	16	17	18	19
							<b>PENNSYLVANIA</b>
	621		104				BUREAU OF MINES
1,550	57	47	2,000	150	18	4	PITTSBURGH RESEARCH CENTER
180			6				NORTHEAST FOREST SERVICE
5,000	50	50					FOREST EXPERIMENT STATION
7,887	103				10		DEPT OF AGRICULTURE
							EASTERN UTILIZATION RES & DEV
							VALLEY FORGE GENERAL HOSPITAL
							NAVAL AIR ENGINEERING CENTER
							NAVAL AIR DEVELOPMENT CENTER
							TECHNICAL LIBRARY
							NAVAL AIR DEVELOPMENT CENTER
							AEROSPACE MEDICAL RES DEPT LIB
							PHILADELPHIA NAVAL SHIPYARD
							NAVAL BOILER & TURBINE LAB.
							PHILADELPHIA NAVAL SHIPYARD
							TECHNICAL LIBRARY SCODE 2498
			16		2		PHILADELPHIA NAVAL HOSPITAL
							<b>RHODE ISLAND</b>
20	10		3				COURT OF APPEALS, PHILADELPHIA
			6				VA HOSPITAL, ALTOONA
125	10		45	3			VA HOSPITAL, BUTLER
			4				VA HOSPITAL, COATESVILLE
	9		16				VA HOSPITAL, PHILADELPHIA
10	112		9				VA HOSP, PITTSBURGH-LEECH FARM RD
	8		12				VA HOSPITAL, PITTSBURGH-OAKLAND
							VA HOSPITAL, WILKES BARRE
							<b>RHODE ISLAND</b>
4,050			227	20	50	10	NAVAL CONSTRUCTION BATTALION CEN
7,000	4,800	60	30				NAVAL WAR COLLEGE
							<b>SOUTH CAROLINA</b>
800							CHARLESTON NAVAL SHIPYARD
							<b>SOUTH DAKOTA</b>
					12		FT MEADE GENERAL LIBRARY
							<b>TENNESSEE</b>
5,141	2,519	2,000	101	4	35	10	ARNOLD ENG DEVELOPMENT CENTER
4,000							TVA TECHNICAL LIBRARY
	3,453	3,453	4,000		600,000	24,000	TVA MAP INFO & RECORDS UNIT
			4				TVA LAW LIBRARY
			6				VA HOSPITAL, MEMPHIS
							<b>TEXAS</b>
1,936	1,638	375	5		5,100	365	BUREAU OF COMMERCIAL FISHERIES
							BIOLOGICAL LAB, GALVESTON
4,323			60	5	350	15	STIMSON LIBRARY
							MED FIELD SERV SCHOOL
			10				GOODFELLOW AFB TECH LIB
							WILFORD HALL USAF HOSPITAL
	571						6570 PERSONNEL RESEARCH LAB
80		1,111	2				LACKLAND AIR FORCE BASE
							VA CENTER, BONHAM
			4				VA HOSPITAL, DALLAS
14			6	2	60	9	VA HOSPITAL, HOUSTON
							VA HOSPITAL, MARLIN
							VA CENTER, TEMPLE
20			12				VA HOSPITAL, WACO
							<b>UTAH</b>
2,500			356	15			INTERMOUNTAIN FOREST & RANGE
							EXPERIMENT STATION
			400				DUGWAY PROVING GROUND
							TECHNICAL LIBRARY
							<b>VERMONT</b>
20			15		5	2	VA LIBRARY, WHITE RIVER JUNCTION
							<b>VIRGINIA</b>
100			396				NBS CLEARINGHOUSE FOR
							FEDERAL SCIENTIFIC & TECH INFO
106			2				ARMY AVIATION MATERIAL LAB
3,000	4,030	595					ARMY COMBAT DEF COMMAND
							COMBAT SERVICE SUPPORT GROUP
							DAHLGREN NAVAL WEAPONS LAB
50							NORFOLK NAVAL SHIPYARD
							TECHNICAL LIBRARY SCODE 24604

TABLE 1B - SELECTED MANAGEMENT DATA OF SPECIAL FEDERAL LIBRARIES

(In columns 2, 4, and 6, the numerals refer to agency occupation and subject codes in Appendix 2. In column 5 the letters indicate for footnotes, see page 72.)

NAME AND TYPE OF LIBRARY	AGENCY CODE	DATE ESTABLISHED	CLIENTELE			NUMBER OF VOLUMES		NUMBER OF SERIAL TITLES		DATA OF	
			USER OCCUPATION	OPEN TO PUBLIC	PRIM. SUBJ. AREA COLL.	AT END OF YEAR	ADDED DURING YEAR	AT END OF YEAR	ADDED DURING YEAR	NUMBER	
										AT END OF YEAR	
1	2	3	4	5	6	7	8	9	10	11	
VIRGINIA (continued)											
NORFOLK NAVY WEATHER RES LAB		317	1959	73	R	73	2,600	290	100	5	7,600
ARMED FORCES STAFF COLLEGE <sup>23/</sup>		497	1947	84	R	84	49,104	3,655	605	7	30,000
NASA LANGLEY RESEARCH CENTER		902	1920	81	N	81	27,016	4,653	790	241	194,550
NASA, HALLOPS ISLAND		902	1959	81	R	83	6,596	1,925	80		4,300
VA HOSPITAL, HAMPTON		947	1930	90	N	90	19,719				
VA HOSPITAL, RICHMOND		947	1944	90	N	90	8,077	400	260	10	20
VA HOSPITAL SALEM		947	1935	90	R	90	4,763	197	102		
WASHINGTON											
BUREAU OF YARDS & DOCKS											
DEPT OF NAVY, NW DIVISION		309	1957	83	R	83	4,944	294	301	11	2,612
PUGET SOUND NAVAL SHIPYARD											
ENGINEERING LIBRARY CODE 245.6		309	1947	83	N	80	5,800	800	225	3	1,000
BREMERTON NAVAL HOSPITAL		313	1947		R	90	6,150	230	105		700
9TH CIRCUIT COURT OF APPEALS											
SEATTLE		072	1935	30	Y	30	5,271	208	54		8,000
VA HOSPITAL, SEATTLE		947	1951	90	N	90	2,735	214	92		50
VA HOSPITAL, VANCOUVER		947	1946	90	R	90	1,354	210	14		57
VA HOSPITAL, WALLA WALLA		947	1922	20	N	90	6,986	168			
VA HOSPITAL, AMERICAN LAKE		947	1924	91	N	90	10,552	570	142	10	
WEST VIRGINIA											
BUREAU OF MINES											
MORGANTOWN RESEARCH CENTER		623	1953	83	R	71	5,696	417	235		
VA HOSPITAL, CLARKSBURG		947	1950	90	N	90	5,533	410	220	7	185
VA HOSPITAL, HUNTINGTON		947	1931	90	R	90	1,790	118	88	6	
VA CENTER, MARTINSBURG		947	1946	90	R	90	4,993	571	218		
WISCONSIN											
FOREST PRODUCTS LAB, MADISON		683	1910	53	R	53	104,968	3,455	1,083	20	3,914
VA HOSPITAL, MADISON		947	1951	90	N	90	4,630	630	150	4	
VA HOSPITAL, TOMAH		947	1947	90	N	90	2,207	135	63		
VA CENTER, WOOD		947	1946	90	N	90	6,087	501	231		
WYOMING											
LARAMIE PETROLEUM RES CENTER		623	1947	53	Y	53	4,053	231	23		1,593
ALASKA											
BUREAU OF COMMERCIAL FISHERIES											
AUKE BAY <sup>24/</sup>		621	1960	63	R	63	6,400	600	131	13	1,000
HAWAII & PANAMA CANAL ZONE											
BUREAU OF COMMERCIAL FISHERIES											
HONOLULU		621	1950	63	R	63	4,146	429	364	40	
NAVAL AMMUNITION DEPOT											
QUALITY EVALUATION LAB, OAHU <sup>25/</sup>		305	1954	83	N	84	30,000	1,500	56	3	20,000
PEARL HARBOR NAVAL SHIPYARD											
SHIPYARD TECHNICAL LIBRARY		309	1951	83	N	83	42,500				
CANAL ZONE LIBRARY MUSEUM <sup>26/</sup>		905	1914	80	R	80	196,900	9,800	1,000	36	11,000

**LIBRARY, FISCAL YEAR 1965 - U.S., BY STATE, EXCLUDING WASHINGTON METROPOLITAN AREA**

responses as follows: Y - open to public without restriction; N - not open to public; R - open to public with restrictions.)

LIBRARY COLLECTION							NAME AND TYPE OF LIBRARY
GOVERNMENT DOCUMENTS TECHNICAL REPORTS	NUMBER OF MICROFORMS		NUMBER OF FEET OF VERTICAL FILE MATERIAL		NUMBER OF MAPS		
ADDED DURING YEAR	AT END OF YEAR	ADDED DURING YEAR	AT END OF YEAR	ADDED DURING YEAR	AT END OF YEAR	ADDED DURING YEAR	
12	13	14	15	16	17	18	19
							VIRGINIA (continued)
2,000							NORFOLK NAVY WEATHER RES LAB
2,154	1,932	36	540	4			ARMED FORCES STAFF COLLEGE
16,800	67,000	32,000	3,950	360			NASA LANGLEY RESEARCH CENTER
450							NASA, MALLOPS ISLAND
			10		5		VA HOSPITAL, HAMPTON
5	200		6	1			VA HOSPITAL, RICHMOND
			350				VA HOSPITAL SALEM
							WASHINGTON
618			92		406	74	BUREAU OF YARDS & DOCKS
							DEPT OF NAVY, NN DIVISION
650			40		2		PUGET SOUND NAVAL SHIPYARD
60			600	50	25		ENGINEERING LIBRARY CODE 245.6
							BREMERTON NAVAL HOSPITAL
							9TH CIRCUIT COURT OF APPEALS
9							SEATTLE
			3				VA HOSPITAL, SEATTLE
			6		40	3	VA HOSPITAL, VANCOUVER
			6	6	3	2	VA HOSPITAL, WALLA WALLA
							VA HOSPITAL, AMERICAN LAKE
							WEST VIRGINIA
30			10		86	14	BUREAU OF MINES
			4				MORGANTOWN RESEARCH CENTER
			12				VA HOSPITAL, CLARKSBURG
							VA HOSPITAL, HUNTINGTON
							VA CENTER, MARTINSBURG
							WISCONSIN
	370	72	167		100		FOREST PRODUCTS LAB, MADISON
	5		6	2			VA HOSPITAL, MADISON
			5				VA HOSPITAL, TOMAH
			4				VA CENTER, WOOD
							WYOMING
224	960	117	128	8	50	15	LARAMIE PETROLEUM RES CENTER
							ALASKA
200	224	24	48	5			BUREAU OF COMMERCIAL FISHERIES
							AUKE BAY
							HAWAII & PANAMA CANAL ZONE
	817	13	14	2			BUREAU OF COMMERCIAL FISHERIES
							HONOLULU
800	15,000	1,000	131				NAVAL AMMUNITION DEPOT
							QUALITY EVALUATION LAB, OAHU
							PEARL HARBOR NAVAL SHIPYARD
27	5,700	585	96	10	250	25	SHIPYARD TECHNICAL LIBRARY
							CANAL ZONE LIBRARY MUSEUM

TABLE 2A - OPERATING EXPENDITURES AND PERSONNEL DATA OF SPECIAL FEDERAL

(In column 2 the numerals refer to the Agency Code in Appendix 1. In columns 3-9 the letter E stands for estimated figure.)

NAME AND TYPE OF LIBRARY 1	AGENCY CODE 2	OPERATING EXPENDITURES				
		TOTAL OPERATING EXPENDITURES 3	SALARIES			LIBRARY MATERIALS 7
			TOTAL 4	PROFESSIONAL 5	NON-PROFESSIONAL 6	
<b>NATIONAL LIBRARIES</b>						
LIBRARY OF CONGRESS	063	28,746,000 E	20,699,000 E	11,527,000 E	9,172,000 E	2,693,000
NATL AGRICULTURAL LIBRARY	675	1,590,000	1,149,000			78,000
NATL LIBRARY OF MEDICINE	810	3,168,641	1,673,888	1,021,072	652,816	68,917
<b>CIVILIAN LIBRARIES</b>						
DEPT OF STATE	107					
TREASURY DEPT	149	96,020 E	57,355 E	48,365 E	8,990 E	37,820 E
INTERNAL REVENUE SERVICE	164	36,116	36,116	19,580	16,536	
DEPT OF JUSTICE						
MAIN LIBRARY	530	298,128	160,582			134,372
DEPT OF JUSTICE						
CIVIL DIVISION LIBRARY	537	10,797	10,797	10,797		
BUREAU OF PRISONS	546	12,881 E	9,796 E	7,296 E	2,500 E	2,500 E
POST OFFICE DEPT	563	145,050 E	85,211	66,861	18,350	58,039
DEPT OF INTERIOR	594	385,970 E	186,470 E	51,470 E	135,000 E	144,000 E
OFFICE OF GEOGRAPHY	610	28,030	25,900	14,650	11,250	1,300
BUREAU OF MINES						
RESEARCH CENTER LIBRARY	623	23,185	14,370	9,573	4,797	7,957
GEOLOGICAL SURVEY	624	569,909	467,943	212,659	255,284	75,005
DEPT OF COMMERCE	732	148,837 F	125,283	85,521	39,762	14,082
BUREAU OF THE CENSUS	743	127,168 E	102,225	64,670	37,555	20,523
COAST & GEODETIC SURVEY						
ESSA, DEPT OF COMMERCE	744	91,600	69,575	44,530	25,045	20,635
MARITIME ADMINISTRATION	749	32,681 E	31,181	25,316	5,865	
PATENT OFFICE						
SCIENTIFIC LIBRARY	750	608,000 E	449,000 E	280,000 E	169,000 E	86,000 E
PATENT OFFICE						
RESEARCH & DEVELOPMENT LIBRARY	750					
BUREAU OF PUBLIC ROADS	751	140,398	133,176	87,897	45,279	3,760
NATL BUREAU OF STANDARDS	753	261,695	171,528	132,693	38,835	51,468
WEATHER BUREAU LIBRARY						
ENVIRONMENTAL SCI SERVICE ADMIN	755	135,540 E	113,000 E	78,000 E	35,000 E	17,240 E
DEPT OF LABOR	767	307,760	229,550	148,026	81,524	16,528
DEPT OF LABOR LAW LIBRARY						
OFFICE OF SOLICITOR	787	55,000 E				55,000 E
DEPT OF HEALTH, ED & WELFARE	802	344,555 E	286,155	286,155		48,000
PUBLIC HEALTH SERVICE						
DIVISION OF CHRONIC DISEASES	805	25,600	21,775	15,662	6,113	3,467
PUBLIC HEALTH SERVICE						
RADIOLOGICAL HEALTH LAB LIBRARY	805	42,250	29,250	16,850	12,400	8,000
FREEDMEN'S HOSPITAL						
SCHOOL OF NURSING	807	21,724	13,038	8,749	4,289	4,005
NATL INSTITUTE OF HEALTH	809	648,793	474,951	291,232	183,719	93,029
NATL INS OF MENTAL HEALTH						
RESEARCH GRANTS BRANCH	809	15,919 E	11,919	6,966	4,953	4,000 E
FEDERAL HOUSING ADMINISTRATION	855	77,600 E	57,600	42,000	15,600	20,000 E
<b>DEFENSE LIBRARIES</b>						
GEORGE WASHINGTON UNIVERSITY						
HUMAN RESOURCES OFFICE	188	31,570	13,515	9,795	3,720	
SPECIAL PROJECTS OFFICE						
TECHNICAL LIBRARY	188	38,148 E	32,735 E	24,500 E	8,235 E	4,313
WEAPONS SYSTEMS EVALUATION GRP						
UNCLASSIFIED DOCUMENT LIBRARY	188	11,110	10,910	6,269	4,641	200
MILITARY ASSISTANCE INSTITUTE	218	5,590				5,000
COURT OF MILITARY APPEALS	224	10,185 E				
<b>ARMY</b>						
DEPT OF DEFENSE, ARMY MAP SERV						
GEODETIC LIBRARY	237	78,000	78,000	42,000	36,000	
ADJUTANT GENERAL'S OFFICE						
ARMY LIBRARY	261	478,148	331,448	248,409	83,039	140,000
ARMY CHIEF OF ENGINEERS	261	70,600	45,600	26,600	19,000	12,000
WALTER REED ARMY INST OF RES	261					
WALTER REED GENERAL HOSPITAL	261	105,613 E	90,477	37,681	52,796	12,000 E
<b>NAVY</b>						
NAVY DEPARTMENT	287	83,000 E	75,000 E	65,000 E	10,000 E	5,000 E
NAUTICAL CHART LIBRARY	295	12,540 E	10,540 E	6,185 E	4,355 E	
NAVAL OBSERVATORY	295	29,000	22,000	16,000	6,000	5,000
NAVAL OCEANOGRAPHIC OFFICE						
LIBRARY CODE 1640	295	95,456 E	80,856	45,887	34,969	13,000 E
NAVAL EXPL ORD DISPOSAL FACILITY						
TECHNICAL LIBRARY	303	31,649	31,649	17,175	14,474	
NAVAL PROPELLANT PLANT						
TECHNICAL LIBRARY	303	64,000 E	38,000	23,000	15,000	23,000
BUREAU OF NAVAL WEAPONS						
TECHNICAL LIBRARY	305	238,347 E	210,701	150,567	60,134	22,500



LIBRARIES, BY LIBRARY, FISCAL YEAR 1965 - WASHINGTON METROPOLITAN AREA

IN DOLLARS		PERSONNEL									NAME AND TYPE OF LIBRARY
BINDING	OTHER EXPENDITURES	TOTAL POSITIONS	PROFESSIONAL FTE POSITIONS				NONPROFESSIONAL FTE POSITIONS				
			GS 6 - GS 9	GS 10 - GS 13	GS 14 - GS 15	GS 16 AND ABOVE	GS 5 AND BELOW	GS 6 - GS 8	GS 9 AND ABOVE		
8	9	10	11	12	13	14	15	16	17	18	
<b>NATIONAL LIBRARIES</b>											
466,000	4,888,000	1458	733	575	112	38					LIBRARY OF CONGRESS
41,000	322,000	127	30	45	5	1	32	14			NATL AGRICULTURAL LIBRARY
34,332	1,391,504	255	69	76	15	2	46	46	1		NATL LIBRARY OF MEDICINE
<b>CIVILIAN LIBRARIES</b>											
		24	11	11	2						DEPT OF STATE
845 E		7	2	3			2				TREASURY DEPT
		5		2			3				INTERNAL REVENUE SERVICE
3,174		17	7	4	1		4	1			DEPT OF JUSTICE
		2		1			1				MAIN LIBRARY
285	300	2	1				1				DEPT OF JUSTICE
1,400	400 E	10	1	4			2	3			CIVIL DIVISION LIBRARY
10,500 E	45,000 E	34	3	15	1		11	4			BUREAU OF PRISONS
30	800	4	1	1			1	1			POST OFFICE DEPT
651	207	2		1			1				DEPT OF INTERIOR
14,010	12,951	61	14	12	1		30	3	1		OFFICE OF GEOGRAPHY
850	8,622 E	14	4	4			5	1			BUREAU OF MINES
1,295	3,125 E	11	6	3			2				RESEARCH CENTER LIBRARY
1,390		8	3	4			1				GEOLOGICAL SURVEY
1,500 E		4	1	1			1	1			DEPT OF COMMERCE
20,000 E	53,000 E	27	3	8	1						BUREAU OF THE CENSUS
		1	1								COAST & GEODETIC SURVEY
635	2,827	12	8	4							ESSA, DEPT OF COMMERCE
5,389	33,310	22	7	4	1		5	5			MARITIME ADMINISTRATION
5,000 E	300 E	21	8	4			6	3			PATENT OFFICE
2,453	59,229	22	13	5	1		1	2			SCIENTIFIC LIBRARY
6,400	4,000 E	4		1			2	1			PATENT OFFICE
264	94	3					16	3			RESEARCH & DEVELOPMENT LIBRARY
3,000	2,000	4	1	1							BUREAU OF PUBLIC ROADS
842	3,839	1	1								NATL BUREAU OF STANDARDS
21,501	59,312	72	10	12	1		33	4	12		WEATHER BUREAU LIBRARY
		2	1								ENVIRONMENTAL SCI SERVICE ADMIN
		9	3	2			4				DEPT OF LABOR
1,371	16,684	3									DEPT OF LABOR LAW LIBRARY
	1,100	5	2	1							OFFICE OF SOLICITOR
		1									DEPT OF HEALTH, ED & WELFARE
300	290	2	1						2	1	PUBLIC HEALTH SERVICE
		2		1							DIVISION OF CHRONIC DISEASES
											PUBLIC HEALTH SERVICE
											RADIOLOGICAL HEALTH LAB LIBRARY
											FREEDMEN'S HOSPITAL
											SCHOOL OF NURSING
											NATL INSTITUTE OF HEALTH
											NATL INS OF MENTAL HEALTH
											RESEARCH GRANTS BRANCH
											FEDERAL HOUSING ADMINISTRATION
<b>DEFENSE LIBRARIES</b>											
1,371	16,684	3						3			GEORGE WASHINGTON UNIVERSITY
	1,100	5	2	1				2			HUMAN RESOURCES OFFICE
		1						1			SPECIAL PROJECTS OFFICE
300	290	2	1					1			TECHNICAL LIBRARY
		2		1				1			WEAPONS SYSTEMS EVALUATION GRP
											UNCLASSIFIED DOCUMENT LIBRARY
											MILITARY ASSISTANCE INSTITUTE
											COURT OF MILITARY APPEALS
<b>ARMY</b>											
		5	3	1							DEPT OF DEFENSE, ARMY MAP SERV
6,700		47	13	12	1		13	4		1	GEODETIC LIBRARY
1,000	12,000	5	2	1			1	1		4	ADJUTANT GENERAL'S OFFICE
		4	4								ARMY LIBRARY
2,136 E	1,000 E	10	1	3				6			ARMY CHIEF OF ENGINEERS
											WALTER REED ARMY INST OF RES
											WALTER REED GENERAL HOSPITAL
<b>NAVY</b>											
2,000 E	1,000 E	9	5	1	1		2				NAVY DEPARTMENT
	2,000 E	2					1	1			NAUTICAL CHART LIBRARY
2,000		3	2	1							NAVAL OBSERVATORY
1,000 E	600 E	13	9	2			2				NAVAL OCEANOGRAPHIC OFFICE
		5	1	1			3				LIBRARY CODE 1640
											NAVAL EXPL ORD DISPOSAL FACILITY
500 E	2,500 E	5	1	1			3				TECHNICAL LIBRARY
											NAVAL PROPELLANT PLANT
408 E	4,738	22	7	4			6	4	1		TECHNICAL LIBRARY
											BUREAU OF NAVAL WEAPONS
											TECHNICAL LIBRARY

TABLE 2A - OPERATING EXPENDITURES AND PERSONNEL DATA OF SPECIAL FEDERAL

(In column 2 the numerals refer to the Agency Code in Appendix 1. In columns 3-9 the letter E stands for estimated figure.)

NAME AND TYPE OF LIBRARY 1	AGENCY CODE 2	OPERATING EXPENDITURES					LIBRARY MATERIALS 7
		TOTAL OPERATING EXPENDITURES 3	SALARIES				
			TOTAL 4	PROFESSIONAL 5	NON-PROFESSIONAL 6		
NAVY (continued)							
NAVAL SHIP SYSTEMS COMMAND TECHNICAL LIBRARY ZSHIPS-2021D	307	166,731 E	113,831	96,311	17,520	47,000	
DAVID TAYLOR MODEL BASIN CENTRAL LIBRARY	307	91,147	77,347	42,428	34,919	12,000	
BUREAU OF YARDS & DOCKS TECHNICAL LIBRARY	309	21,340	15,340	15,340		6,000	
NAVY BUREAU OF SUPPLIES & ACCTS EDWARD RHODES STITT LIBRARY	311	25,676	24,076	24,076			
NAVAL MEDICAL SCHOOL NAVAL MEDICAL RESEARCH INST	313	53,973	41,927	41,927		10,351	
TECHNICAL REFERENCE LIBRARY BUREAU OF NAVAL PERSONNEL	313						
TECHNICAL LIBRARY	315	16,641 E	13,272	9,765	3,507	2,859	
NAVAL PERSONNEL PROGRAM SUPPORT PERSONNEL RESEARCH LAB TECH LIB	315	7,160	5,660		5,660	1,000	
NAVAL PERSONNEL PROGRAM SUPPORT TRAINING PUBLICATIONS DIVISION	315	15,435	14,237	8,450	5,787	934	
NAVAL RESEARCH LAB TECHNICAL LIBRARY	317	364,100	272,600	147,200	125,400	82,000	
OFFICE OF THE NAVY JUDGE ADVOCATE GENERAL LIBRARY	322	64,441 E	47,900 E	38,900 E	9,000 E	15,639 E	
AIR FORCE							
AIR FORCE OFFICE OF SCIENTIFIC RESEARCH	444	66,308	40,085	35,444	4,641	24,000	
AIR FORCE SYSTEMS COMMAND HEADQUARTERS LIBRARY	454	63,454	30,138	16,774	13,364	32,716	
ODD AGENCIES							
DEFENSE ATOMIC SUPPORT AGENCY TECHNICAL LIBRARY	481	279,000	189,000	123,000	66,000	48,000	
DEFENSE INTELLIGENCE AGENCY INTELLIGENCE LIBRARY	487	268,000	268,000	92,000	176,000		
NAVAL DEFENSE INTELLIGENCE SCH NAVAL STA ANACOSTIA ANNEX	487	24,326	14,726	8,690	6,036	9,000	
DEFENSE DOCUMENTATION CENTER TECHNICAL REFERENCE LIBRARY	489						
DEF SUPPLY AGENCY, CAMERON STA	489	44,566	28,566	18,624	9,942	16,000	
OTHER AGENCIES							
GENERAL ACCOUNTING OFFICE LAW LIBRARY	061	51,950	36,620	15,585	21,035	14,719	
SUPREME COURT	071	181,000 E	137,000 E	121,500 E	15,500 E	35,000 E	
BUREAU OF THE BUDGET	093	66,745	55,390	35,610	19,780	9,999	
ATOMIC ENERGY COMMISSION	862	278,000	179,000	147,000	32,000	90,000	
ATOMIC ENERGY COMMISSION LAW LIBRARY	862	24,666	9,500	9,500		15,000	
CIVIL AERONAUTICS BOARD	864	38,420	25,215	14,875	10,340	12,215	
EXPORT-IMPORT BANK OF WASH	867	20,000 E	10,000	6,000	4,000	10,000 E	
FEDERAL AVIATION AGENCY	874	276,296	235,700	168,060	67,640	24,511	
FEDERAL COMMUNICATIONS COMM	875	46,218	39,450	34,670	4,780	6,468	
FEDERAL DEPOSIT INS CORP	876	40,433	16,833	10,797	6,036	6,600	
FEDERAL HOME LOAN BANK BOARD LAW LIBRARY	877						
FEDERAL HOME LOAN BANK BOARD OFFICE OF RESEARCH & HOME FIN	877						
FEDERAL RESERVE SYSTEM RESEARCH LIBRARY	884	87,183	68,075	38,955	29,120	16,606	
FEDERAL TRADE COMMISSION	888	79,917	47,624	32,079	15,545	30,811	
GENERAL SERVICES ADMINISTRATION CENTRAL OFFICE LIBRARY	889	50,375 E	30,525	25,355	5,170	19,000 E	
INTERSTATE COMMERCE COMMISSION	901						
NATL AERONAUTICS & SPACE AGENCY HEADQUARTERS, TECHNICAL LIB	902	194,454	89,000	57,000	32,000	98,358	
GODDARD SPACE FLIGHT CENTER	902	573,000	96,500	55,000	41,500	420,500	
NATL LABOR RELATIONS BOARD	903	50,989	34,716	30,686	4,030	15,882	
NATL SCIENCE FOUNDATION	904	48,880 E	33,255	23,695	9,560	14,500	
RAILROAD RETIREMENT BOARD SELECTIVE SERVICE SYSTEM	906	70,758	39,042	25,750	13,292	11,300	
NATIONAL HEADQUARTERS SMALL BUSINESS ADMINISTRATION	908	8,641	8,241	8,241		250	
REFERENCE LIBRARY	909	30,156 E	20,583	15,078	5,505	7,573 E	
SMITHSONIAN INSTITUTION	910	322,000	235,000	191,788	43,212	64,000	
FREER GALLERY OF ART	910	7,310 E				6,000 E	
NATL GALLERY OF ART	910	46,631	40,664	18,544	22,120	5,000	
TAX COURT OF THE US	913	37,999	18,026	18,026		19,973	
CIVIL SERVICE COMMISSION	916	113,670	95,470	65,500	29,970	16,000	
US INFORMATION AGENCY	926	336,262	287,570	215,125	72,445	39,117	
VA HOSPITAL, WASHINGTON DC VETERANS ADMINISTRATION	928	24,634 E	16,884	16,884		7,000	
LAW LIBRARY	928	41,895 E	31,195	24,025	7,170	10,500 E	
VETERANS ADMINISTRATION MED & GEN REFERENCE LIBRARY	928	69,066	50,566	40,184	10,382	16,000	

LIBRARIES, BY LIBRARY, FISCAL YEAR 1965 - WASHINGTON METROPOLITAN AREA

IN DOLLARS		PERSONNEL								NAME AND TYPE OF LIBRARY
BINDING	OTHER EXPENDITURES	TOTAL POSITIONS	PROFESSIONAL FTE POSITIONS				NONPROFESSIONAL FTE POSITIONS			
			GS 6 - GS 9	GS 10 - GS 13	GS 14 - GS 15	GS 16 AND ABOVE	GS 5 AND BELOW	GS 6 - GS 8	GS 9 AND ABOVE	
8	9	10	11	12	13	14	15	16	17	18
NAVY (continued)										
900 E	5,000 E	14	6	6			1	1		NAVAL SHIP SYSTEMS COMMAND TECHNICAL LIBRARY RSMIPS-20210
1,000	800	12	4	1			7			DAVID TAYLOR MODEL BASIN CENTRAL LIBRARY BUREAU OF YARDS & DOCKS TECHNICAL LIBRARY
800	800	3	1	1				1		NAVY BUREAU OF SUPPLIES & ACCTS FOWARD RHODES STITT LIBRARY
400	1,295	5	3	1			1			NAVAL MEDICAL SCHOOL NAVAL MEDICAL RESEARCH INST TECHNICAL REFERENCE LIBRARY BUREAU OF NAVAL PERSONNEL TECHNICAL LIBRARY
190 E	320 E	1	1							NAVAL PERSONNEL PROGRAM SUPPORT PERSONNEL RESEARCH LAB TECH LIB
	500	2	1				1			NAVAL PERSONNEL PROGRAM SUPPORT TRAINING PUBLICATIONS DIVISION
	264	2	2							NAVAL RESEARCH LAB TECHNICAL LIBRARY
6,000	3,500	27	19	7	1					OFFICE OF THE NAVY JUDGE ADVOCATE GENERAL LIBRARY
830 E	72	6	2	2			2			
AIR FORCE										
1,587	636	5	1	2			1	1		AIR FORCE OFFICE OF SCIENTIFIC RESEARCH AIR FORCE SYSTEMS COMMAND HEADQUARTERS LIBRARY
	600	4	1	1			1	1		
DOD AGENCIES										
	42,000	28	6	6			14	2		DEFENSE ATOMIC SUPPORT AGENCY TECHNICAL LIBRARY
		66	21	5			34	6		DEFENSE INTELLIGENCE AGENCY INTELLIGENCE LIBRARY
	600	3	2				1			NAVAL DEFENSE INTELLIGENCE SCM NAVAL STA ANACOSTIA ANNEX
		3	2	1						DEFENSE DOCUMENTATION CENTER TECHNICAL REFERENCE LIBRARY
		7	1	1			2		3	DEF SUPPLY AGENCY, CAMERON STA
OTHER AGENCIES										
611		6	2				4			GENERAL ACCOUNTING OFFICE LAW LIBRARY
9,000 E		15	3	5		1	3	3		SUPREME COURT
1,207	149	7	3	1			1	2		BUREAU OF THE BUDGET
5,000	4,000	21	3	5	2		6	5		ATOMIC ENERGY COMMISSION ATOMIC ENERGY COMMISSION LAW LIBRARY
166		1		1						CIVIL AERONAUTICS BOARD
240	750	4	1	1			2			EXPORT-IMPORT BANK OF WASH
1,779	14,306	13	2	11			1			FEDERAL AVIATION AGENCY
300		4	2	2						FEDERAL COMMUNICATIONS COMM
200	16,800	2		1			1			FEDERAL DEPOSIT INS CORP
		1	1							FEDERAL HOME LOAN BANK BOARD LAW LIBRARY
		1	1							FEDERAL HOME LOAN BANK BOARD OFFICE OF RESEARCH & HOME FIN
2,500		8	6	2						FEDERAL RESERVE SYSTEM RESEARCH LIBRARY
432	1,050	6	3	1			2			FEDERAL TRADE COMMISSION GENERAL SERVICES ADMINISTRATION
400 E	450 E	4	1	2			1			CENTRAL OFFICE LIBRARY INTERSTATE COMMERCE COMMISSION
		4	2	1			1			NATL AERONAUTICS & SPACE AGENCY HEADQUARTERS, TECHNICAL LIB
5,949	1,147	11	3	3			1	4		GODDARD SPACE FLIGHT CENTER
15,000	41,000	14	4	4			4	2		NATL LABOR RELATIONS BOARD
391		5	3	1			1			NATL SCIENCE FOUNDATION
1,000	125 E	4	2	2						RAILROAD RETIREMENT BOARD
1,675	18,741	5	1	1			3			SELECTIVE SERVICE SYSTEM NATIONAL HEADQUARTERS
100	50	2	2							SMALL BUSINESS ADMINISTRATION REFERENCE LIBRARY
	2,000 E	3	1	1				1		SMITHSONIAN INSTITUTION
20,000	3,000	30	9	12			8	1		FREER GALLERY OF ART
60 E	1,250 E	3	1	1				1		NATL GALLERY OF ART
967		6	2				4			TAX COURT OF THE US
		3		2				1		CIVIL SERVICE COMMISSION
1,200	1,000	13	3	4			6			US INFORMATION AGENCY
3,850	5,725	34	7	13	2		5	7		VA HOSPITAL, WASHINGTON DC
500	250 E	3	2	1						VETERANS ADMINISTRATION LAW LIBRARY
100 E	100 E	4	2	1				1		
2,000	500	6	1	3			1	1		VETERANS ADMINISTRATION MED & GEN REFERENCE LIBRARY

TABLE 2B - OPERATING EXPENDITURES AND PERSONNEL DATA OF SPECIAL FEDERAL LIBRARIES,

(In column 2 the numerals refer to the Agency Code in Appendix 1. In columns 3-9 the letter E stands for estimated figure.)

NAME AND TYPE OF LIBRARY	AGENCY CODE	OPERATING EXPENDITURES				
		TOTAL OPERATING EXPENDITURES	SALARIES			LIBRARY MATERIALS
			TOTAL	PROFESSIONAL	NON-PROFESSIONAL	
1	2	3	4	5	6	7
<b>ALABAMA</b>						
TUSCALOOSA METALLURGY RES LAB	623	1,620	1,370	1,370		
MISSILE & MUNITIONS CENTER SCH						
TECHNICAL LIBRARY	237	33,160	23,560	17,866	5,694	9,000
NOBLE ARMY HOSPITAL	261	12,419	7,303	7,303		4,008
REDSTONE SCIENTIFIC INFO CENTER	267	2,031,179	702,563	553,475	149,088	360,000
MAXWELL AIR FORCE HOSPITAL	448	8,750				
VA HOSPITAL, BIRMINGHAM	947	22,400	14,740	14,740		6,913
VA HOSPITAL, TUSCALOOSA	947	9,557	9,257	9,257		
VA HOSPITAL, TUSKEGEE	947	49,504	39,221	26,465	12,756	9,256
<b>ARIZONA</b>						
NATL PARK SERVICE						
SOUTHWEST ARCHEOL CENTER	621	9,122	8,400	2,740	5,660	110
VA HOSPITAL, TUCSON	947	9,849 E	8,749	8,749		
<b>ARKANSAS</b>						
VA HOSPITAL, LITTLE ROCK	947	12,242	7,950	7,950		3,750
<b>CALIFORNIA</b>						
PACIFIC SW FOREST SERVICE						
FOREST & RANGE EXPERIMENT STA	683	36,221	25,850	15,690	10,160	8,671
AGRICULTURAL RESEARCH SERVICE						
WESTERN REG RESEARCH LAB	697	34,970	17,870	10,539	7,331	14,400
PUBLIC HEALTH SERVICE						
HOSPITAL, SAN FRANCISCO	805	11,091	8,241	8,241		2,000
FLEET COMPUTER PROGRAM CENTER						
PACIFIC TECHNICAL LIBRARY	303					
NAVAL URD TEST STATION, CHINA LK	305	296,400	161,400	95,200	66,200	106,000
NAVAL ORDNANCE LAB, CORONA	305	71,120	41,120	26,555	14,565	27,000
PASADENA NAVAL ORDNANCE TEST STA	305	78,719	52,719	33,970	18,749	19,500
PT MUGU NAVAL MISSILE CENTER	305	153,478	120,663	120,663		31,315
NAVY ELECTRONICS LAB, SAN DIEGO	305	161,425	97,630	59,485	38,145	55,342
NAVAL RADIOLOGICAL DEFENSE LAB	305	66,470	50,670	28,510	22,160	13,000
NAVAL CIVIL ENG LAB, PT HUENEME	309	55,786 E	35,482	18,986	16,496	15,181
CIVIL ENGINEER CORPS OFFICERS						
NAVAL SCHOOL	309	18,094	15,965	9,535	6,430	1,520
SAN FRANCISCO BAY NAVAL SHIPYD						
SHIPYARD TECH LIB 247A7	309					
NAVAL SUPPLY CENTER, OAKLAND						
TECHNICAL LIBRARY	311	25,549 E	23,549	7,729	15,820	2,000 E
NAVAL HOSPITAL, OAKLAND	313	14,450	7,200	7,200		5,855
NAVAL HOSPITAL, SAN DIEGO	313	19,297	8,935	8,935		8,782
NAVAL PERSONNEL RES ACTIVITY						
SAN DIEGO	315	22,464 E	17,425	7,710	9,715	3,000 E
NAVAL POSTGRAD SCHOOL, MONTEREY	315	309,954	189,794	121,755	68,039	65,631
NAVAL TRAINING CENTER, SAN DIEGO	317	37,615 E	29,310	14,900	14,410	6,555 E
NAVAL AMPHIBIOUS BASE, CORONADO	341					
MCAS EL TORO	341	14,035 E	13,435 E	9,435 E	4,000 E	500 E
WESTERN LIBRARY SERVICE CENTER	438	29,105	15,305	9,800	5,505	13,800
SMAMA BASE LIBRARY	452	34,358	23,035	14,315	8,720	10,415
AIR FORCE FLIGHT TEST CENTER						
EDWARDS AIR FORCE BASE	454	95,783	46,890	28,060	18,830	37,715
SPACE SYSTEMS DIVISION						
TECHNICAL LIBRARY AFL 2822	454	47,250	34,500	8,500	26,000	12,000
DEF LANGUAGE INST WEST CST BR	479	33,925	16,577	7,097	9,480	17,098
9TH CIRCUIT COURT OF APPEALS	072					
NASA AMES RESEARCH CENTER	902	225,000	101,000	52,000	49,000	115,000
VA HOSPITAL, FRESNO	947	11,987	8,180	8,180		2,800
VETERANS HOSPITAL, LIVERMORE	947	21,875	16,975	16,975		4,300
VA HOSPITAL, LONG BEACH	947	21,710	15,010	9,180	5,830	5,700
VA HOSPITAL, SEPULVEDA	947	30,286	22,186	17,545	4,641	7,250
VA HOSPITAL, MARTINEZ	947	21,045	14,695	14,695		5,850
VA HOSPITAL, SAN FRANCISCO	947	9,455	8,495	8,495		
VA HOSPITAL, PALO ALTO	947	47,250	36,600	31,000	5,600	9,650
<b>COLORADO</b>						
GEOLOGICAL SURVEY, DENVER	624	154,220	151,120	46,840	104,280	
BUREAU OF RECLAMATION	631	107,869	77,011	40,079	36,932	16,648
ENVIRON SCIENCE SERV ADMIN						
BOULDER LABORATORIES LIBRARY	732	119,900	80,900	38,900	42,000	27,000
AIR FORCE ACCT & FIN CTR, DENVER	476	37,183	26,915	17,835	9,080	9,238
<b>CONNECTICUT</b>						
SUBMARINE BASE, GROTON						
SUBMARINE MEDICAL CENTER	307	11,350 E	6,850	6,850		4,150
VA HOSPITAL, NEWINGTON	947	9,590	8,690	8,690		
VA HOSPITAL, WEST HAVEN	947	20,027	11,392	11,392		7,635

LIBRARY, FISCAL YEAR 1965 - U.S., BY STATE, EXCLUDING WASHINGTON METROPOLITAN AREA

IN DOLLARS		PERSONNEL							NAME AND TYPE OF LIBRARY	
BINDING	OTHER EXPENDITURES	TOTAL POSITIONS	PROFESSIONAL FTE POSITIONS				NONPROFESSIONAL FTE POSITIONS			
			GS 6 - GS 9	GS 10 - GS 13	GS 14 - GS 15	GS 16 AND ABOVE	GS 5 AND BELOW	GS 6 - GS 8		GS 9 AND ABOVE
8	9	10	11	12	13	14	15	16	17	18
<b>ALABAMA</b>										
200	50	1	1							TUSCALOOSA METALLURGY RES LAB
	600	4	1	1				2		MISSILE & MUNITIONS CENTER SCH
616	492	1	1							TECHNICAL LIBRARY
17,160	951,456	56	11	26	3			14	1	NOBLE ARMY HOSPITAL
		1	1							REDSTONE SCIENTIFIC INFO CENTER
659	88	2	2							MAXWELL AIR FORCE HOSPITAL
300		1	1							VA HOSPITAL, BIRMINGHAM
756	271	5	2	1				2		VA HOSPITAL, TUSCALOOSA
										VA HOSPITAL, TUSKEGEE
<b>ARIZONA</b>										
337	275	2	1	1						NATL PARK SERVICE
900	200 E	2	2							SOUTHWEST ARCHEOL CENTER
										VA HOSPITAL, TUCSON
<b>ARKANSAS</b>										
542		1	1							VA HOSPITAL, LITTLE ROCK
<b>CALIFORNIA</b>										
200	1,500	4		1				3		PACIFIC SW FOREST SERVICE
										FOREST & RANGE EXPERIMENT STA
920	1,780	2		1				1		AGRICULTURAL RESEARCH SERVICE
										WESTERN REG RESEARCH LAB
850		1	1							PUBLIC HEALTH SERVICE
										HOSPITAL, SAN FRANCISCO
		1		1						FLEET COMPUTER PROGRAM CENTER
2,000	27,000	24	6	4				13	1	PACIFIC TECHNICAL LIBRARY
2,000	1,000	4	1	2				1		NAVAL ORD TEST STATION, CHINA LK
1,500	5,000	7	3	1				3		NAVAL ORDNANCE LAB, CONONA
1,500		6	2	4						PASADENA NAVAL ORDNANCE TEST STA
5,155	3,298	14	2	4				6	2	PT MUGU NAVAL MISSILE CENTER
1,800	1,000	7	2	1				3	1	NAVY ELECTRONICS LAB, SAN DIEGO
										NAVAL RADIOLOGICAL DEFENSE LAB
1,399	3,724 E	4	1	1				2		NAVAL CIVIL ENG LAB, PT HUENEME
										CIVIL ENGINEER CORPS OFFICERS
72	537	2		1					1	NAVAL SCHOOL
										SAN FRANCISCO BAY NAVAL SHIPYD
		4	2					2		SHIPYARD TECH LIB 247A7
		1	1							NAVAL SUPPLY CENTER, OAKLAND
1,395		2	1					1		TECHNICAL LIBRARY
1,300	280	1	1							NAVAL HOSPITAL, OAKLAND
										NAVAL HOSPITAL, SAN DIEGO
535	1,504	1	1							NAVAL PERSONNEL RES ACTIVITY
5,223	49,306	29	9	5				15		SAN DIEGO
1,650	100	6	2					4		NAVAL POSTGRAD SCHOOL, MONTEREY
		1	1							NAVAL TRAINING CENTER, SAN DIEGO
										NAVAL AMPHIBIOUS BASE, CORONADO
	100 E	2	1					1		MCAS EL TORO
		2		1					1	WESTERN LIBRARY SERVICE CENTER
908		2	2							SMAMA BASE LIBRARY
										AIR FORCE FLIGHT TEST CENTER
994	10,184	5		3					2	EDWARDS AIR FORCE BASE
										SPACE SYSTEMS DIVISION
450	300	5	5							TECHNICAL LIBRARY AFL 2822
	250	3	1					2		DEF LANGUAGE INST WEST CST BR
		2		1					1	9TH CIRCUIT COURT OF APPEALS
6,000	3,000	8	3	3				2		NASA AMES RESEARCH CENTER
320	687	1	1							VA HOSPITAL, FRESNO
600		2	2							VETERANS HOSPITAL, LIVERMORE
1,000		1	1							VA HOSPITAL, LONG BEACH
600	250	3	2					1		VA HOSPITAL, SEPULVEDA
500		2	2							VA HOSPITAL, MARTINEZ
960		1	1							VA HOSPITAL, SAN FRANCISCO
500	500	5	3	1				1		VA HOSPITAL, PALO ALTO
<b>COLORADO</b>										
1,500	1,600	14	4	4				6		GEOLOGICAL SURVEY, DENVER
1,335	12,875	10	1	2				2	5	BUREAU OF RECLAMATION
										ENVIRON SCIENCE SERV ADMIN
3,000	9,000	14	2	4				6	2	BOULDER LABORATORIES LIBRARY
5	1,025	3	1	1				1		AIR FORCE ACCT & FIN CTR, DENVER
<b>CONNECTICUT</b>										
200	150 E	1	1							SUBMARINE BASE, GROTON
400	500	1	1							SUBMARINE MEDICAL CENTER
1,000		1	1							VA HOSPITAL, NEWINGTON
										VA HOSPITAL, WEST HAVEN

TABLE 2B - OPERATING EXPENDITURES AND PERSONNEL DATA OF SPECIAL FEDERAL LIBRARIES

(In column 2 the numerals refer to the Agency Code in Appendix 1. In columns 3-9 the letter E stands for estimated figure.)

NAME AND TYPE OF LIBRARY 1	AGENCY CODE 2	OPERATING EXPENDITURES					LIBRARY MATERIALS 7
		TOTAL OPERATING EXPENDITURES 3	SALARIES			LIBRARY MATERIALS 7	
			TOTAL 4	PROFESSIONAL 5	NON-PROFESSIONAL 6		
DELAWARE							
VETERANS HOSPITAL, WILMINGTON	947	12,365	8,800	8,800			3,150
FLORIDA							
NAVAL AIR STATION, JACKSONVILLE							
TECH FILES & LIB BRANCH	297	41,390 E	41,012			41,012	
NAVY MINE DEFENSE LAB	305	67,000	51,800	48,000		3,800	12,500
AIR PROVING GROUND CENTER							
EGLIN AFB TECH LIB	460	77,341	50,840	39,753		11,087	22,001
KENNEDY SPACE CENTER	902	100,000 E	58,000 E	58,000 E			40,000 E
VA HOSPITAL, CORRAL GABLES	947	22,300 E	17,300 E	15,000 E		2,300 E	4,400
GEORGIA							
PUBLIC HEALTH SERVICE							
COMM DISEASE CENTER, ATLANTA	805	89,714	72,410	57,340		15,070	15,178
PUBLIC HEALTH CENTER, ATLANTA							
MEDICAL AV REFERENCE ROOM	805	4,983 E	4,149			4,149	500 E
HUMRRO DIV 4, FORT BENNING	188	12,190	10,840	6,840		4,000	750
ARMY SOUTHEAST SIGNAL SCHOOL	259	15,100 E	11,500 E	7,000 E		4,500 E	3,600
MARTIN ARMY HOSPITAL	261	9,000	6,200	6,200			800
HQ CONTINENTAL AIR COMMAND							
ROBINS AIR FORCE BASE	460	61,959	31,559	19,758		11,801	30,000
VA HOSPITAL, ATLANTA	947	24,363	17,689	13,624		4,065	5,664
VA HOSPITAL, AUGUSTA							
FOREST HILLS DIVISION	947	16,996	13,871	8,690		5,181	2,500
VA HOSPITAL, AUGUSTA	947	10,233	7,733	7,733			1,850
LENWOOD DIVISION	947	19,091	13,906	8,883		5,023	4,880
VA CENTER, DUBLIN							
IDAHO							
VA CENTER, BOISE	947	9,621 E	8,465	8,465			696
ILLINOIS							
OFFICE OF US ATTORNEY, CHICAGO	532						
DEPT OF AGRICULTURE							
NORTHERN UTILIZATION RES & DEV	697	46,500 E	22,650	16,645		6,005	22,200
BUREAU OF YARDS & DOCKS							
MIDWEST DIVISION LIBRARY	309	11,582	7,955	7,955			3,497
GREAT LAKES NAVAL HOSPITAL							
MEDICAL LIBRARY	313	12,536	9,436	9,436			2,500
CHAMUTE AIR FORCE BASE LIB	364	22,250	20,650	14,750		5,900	1,200
US COURTS, CHICAGO	072						
RAILROAD RETIREMENT BOARD	906	49,532	34,907	20,804		14,103	11,300
VETERANS ADMIN CHICAGO							
RESEARCH HOSPITAL LIBRARY	947	26,100	17,200	17,200			8,100
VETERANS ADMINISTRATION							
WESTSIDE HOSPITAL LIBRARY	947	40,881	31,311	25,275		6,036	8,770
VA HOSPITAL, DOWNNEY	947	17,313	10,948	8,421		2,527	5,865
VA HOSPITAL, HINES	947	92,477	76,937	59,589		17,348	14,465
INDIANA							
NAVAL AVIONICS FACILITY, INDPLS	297	63,851	42,426	16,768		25,658	13,100
CRANE NAVAL AMMUNITION DEPOT	305	65,366	46,581	7,733		38,848	16,821
VA HOSPITAL, FORT WAYNE	947	11,235	8,465	8,465			2,625
VA HOSPITAL, INDIANAPOLIS	947	35,159	25,909	25,909			
VA MEDICAL LIBRARY, MARION	947	37,554	30,750	30,750			6,225
IOWA							
NATL ANIMAL DISEASE LAB	697	38,970 E	17,170	8,970		8,200	18,000 E
AMES LABORATORY DOCUMENT LIB	862	15,800	11,800	4,000		7,800	3,000
VA HOSPITAL, IOWA CITY	947	25,854 E	16,354	16,354			5,000 E
VA CENTER, DES MOINES	947	9,992 E	8,935	8,935			578
KANSAS							
VA HOSPITAL TOPFKA	947	41,044	27,201	18,681		8,520	12,043
VA CENTER, WADSWORTH	947	19,981 E	8,000 E	8,000 E			8,000 E
KENTUCKY							
PUB HEALTH SERV HOSPITAL, LEXINGTON	805	117,718	112,518	110,180		2,338	4,800
NAVAL ORD PLANT, IROQUOIS STA	305	15,122 E	11,222	6,269		4,953	3,500 E
VA HOSPITAL, LEXINGTON	947	37,294	28,994	23,300		5,694	7,500
VA HOSPITAL, LOUISVILLE	947	22,585	17,214	17,214			4,743
LOUISIANA							
SOUTHERN FOREST EXPR STA	683	17,316	11,741	6,626		5,115	4,329
PUB HEALTH SERV HOSPITAL, NEW ORLEANS	805	10,795 E	8,495	8,495			
VA HOSPITAL, ALEXANDRIA	947	39,781 E	15,381	9,003		6,378	23,950 E

F LIBRARY, FISCAL YEAR 1965 - U.S., BY STATE, EXCLUDING WASHINGTON METROPOLITAN AREA

IN DOLLARS		PERSONNEL										NAME AND TYPE OF LIBRARY
BINDING	OTHER EXPENDITURES	TOTAL POSITIONS	PROFESSIONAL FTE POSITIONS				NONPROFESSIONAL FTE POSITIONS					
			GS 6 -	GS 10 -	GS 14 -	GS 16	GS 5	GS 6 -	GS 9			
			GS 9	GS 13	GS 15	AND ABOVE	AND BELOW	GS 8	AND ABOVE			
8	9	10	11	12	13	14	15	16	17	18		
<b>DELAWARE</b>												
329	86	1	1									VETERANS HOSPITAL, WILMINGTON
<b>FLORIDA</b>												
2,000	378 E 700	6	5	1								NAVAL AIR STATION, JACKSONVILLE
3,500	1,000	6	1	2				2	1			TECH FILES & LIB BRANCH
1,000 E	1,000 E	21	3	3				15				NAVY MINE DEFENSE LAB
600		2	2									AIR PROVING GROUND CENTER
												EGLIN AFB TECH LIB
												KENNEDY SPACE CENTER
												VA HOSPITAL, CORAL GABLES
<b>GEORGIA</b>												
829	1,297	7	3	2					1	1		PUBLIC HEALTH SERVICE
334		1										COMM DISEASE CENTER, ATLANTA
300	300	2	1					1				PUBLIC HEALTH CENTER, ATLANTA
		2	1					1				MEDICAL AV REFERENCE ROOM
800	1,200	1	1					1				MURRO DIV 4, FORT BENNING
												ARMY SOUTHEAST SIGNAL SCHOOL
												MARTIN ARMY HOSPITAL
												HQ CONTINENTAL AIR COMMAND
1,000	400 10	4 3	2	2				1	1			ROBINS AIR FORCE BASE
500	125	3	2					1				VA HOSPITAL, ATLANTA
450	200	1	1					1				VA HOSPITAL, AUGUSTA
155	150	2	1					1				FOREST HILLS DIVISION
												VA HOSPITAL, AUGUSTA
												LENWOOD DIVISION
												VA CENTER, DUBLIN
<b>IDAHO</b>												
260	200 E	1	1									VA CENTER, BOISE
<b>ILLINOIS</b>												
		1	1									OFFICE OF US ATTORNEY, CHICAGO
1,650 E		3	1	1				1				DEPT OF AGRICULTURE
	130	1	1									NORTHERN UTILIZATION RES & DEV
600		1	1									BUREAU OF YARDS & DOCKS
200	200	3	2					1				MIDWEST DIVISION LIBRARY
		4	1	1				2				GRFAT LAKES NAVAL HOSPITAL
1,500	1,825	2	1	1								MEDICAL LIBRARY
												CHANUTE AIR FORCE BASE LIB
800		2	2									US COURTS, CHICAGO
												RAILROAD RETIREMENT BOARD
800		4	3									VETERANS ADMIN CHICAGO
500		1	1					1				RESEARCH HOSPITAL LIBRARY
												VETERANS ADMINISTRATION
1,025	50	8	6	1				1				WESTSIDE HOSPITAL LIBRARY
												VA HOSPITAL, DOWNEY
												VA HOSPITAL, MINES
<b>INDIANA</b>												
325	8,000	7	2					5				NAVAL AVIONICS FACILITY, INDPLS
120	1,964	2	2									CRANE NAVAL AMMUNITION DEPOT
600	25	1	1									VA HOSPITAL, FORT WAYNE
251	8,650	3	3									VA HOSPITAL, INDIANAPOLIS
	328	2	2									VA MEDICAL LIBRARY, MARION
<b>IOWA</b>												
1,500	2,300 E	1		1								NATL ANIMAL DISEASE LAB
	1,000	2	1					1				AMES LABORATORY DOCUMENT LIB
500	4,000	2	2									VA HOSPITAL, IOWA CITY
429	50 E	1	1									VA CENTER, DES MOINES
<b>KANSAS</b>												
1,000	800	4	1	1				2				VA HOSPITAL TOPEKA
3,781	200	3	2					1				VA CENTER, MADSWORTH
<b>KENTUCKY</b>												
300	100	1		1								PUB HEALTH SERV HOSPITAL,
400		2	1									LEXINGTON
500	300	3	2					1				NAVAL ORD PLANT, IRROQUOIS STA
528	100	2	2					1				VA HOSPITAL, LEXINGTON
												VA HOSPITAL, LOUISVILLE
<b>LOUISIANA</b>												
495	751	2	1					1				SOUTHERN FOREST EXPER STA
800 E	1,500 E	1	1									PUB HEALTH SERV HOSPITAL,
450 E		2	1					1				NEW ORLEANS
												VA HOSPITAL, ALEXANDRIA

TABLE 2B - OPERATING EXPENDITURES AND PERSONNEL DATA OF SPECIAL FEDERAL LIBRARIES,

(In column 2 the numerals refer to the Agency Code in Appendix 1. In columns 3-9 the letter E stands for estimated figure.)

NAME AND TYPE OF LIBRARY 1	AGENCY CODE 2	OPERATING EXPENDITURES				
		TOTAL OPERATING EXPENDITURES 3	SALARIES			LIBRARY MATERIALS 7
			TOTAL 4	PROFESSIONAL 5	NON-PROFESSIONAL 6	
<b>MAINE</b>						
VA CENTER, TOGUS	947	24,252	16,975	16,975		6,275
<b>MARYLAND</b>						
PUB HEALTH SERV HOSP, BALTIMORE	805	13,520 E	10,200 E	8,295	1,905 E	2,220 E
SOCIAL SECURITY ADMINISTRATION	818	108,767	90,967	65,674	25,293	16,000
NAVY MARINE ENGINEERING LAB	307	25,185	25,185	17,265	7,920	
VA HOSPITAL, FCRT HOWARD	947	23,485	14,100	8,935	5,165	
VA HOSPITAL, PERRY POINT	947	47,690	36,180	32,560	3,620	10,500
<b>MASSACHUSETTS</b>						
BUREAU OF COMMERCIAL FISHERIES BIOLOGICAL LAB, WOODS HOLF	621	8,482	6,380	6,380		1,768
ARMY NATICK LABORATORIES	237	133,650	88,650	46,200	42,450	40,000
ARMY SECURITY AGENCY SCHOOL	273	10,957	7,957	7,957		3,000
BOSTON NAVAL SHIPYARD	309	24,724	12,724	7,304	5,420	12,000
CHELSEA NAVAL HOSPITAL	313	12,135	8,935	8,935		2,400
BOSTON OFF OF NAVAL RESEARCH	317	19,261	18,461	8,961	9,500	600
LAURENCE G HANSCOM FIELD BASE LIBRARY AFL 2835	444	29,968	20,485	15,532	4,953	9,268
AFCLR, L G HANSCOM FIELD	444	714,497	191,863	151,352	40,511	336,462
SMITHSONIAN INSTITUTION ASTROPHYSICAL OBSERVATORY LIB	910	15,069	7,465	7,465		6,722
VA HOSPITAL, BEDFORD	947	12,670 E	8,610	6,895	1,715	3,100 E
VA HOSPITAL, BCSTON	947	14,219	9,019	9,019		4,100
VA HOSPITAL, BROCKTON	947	19,166 E	13,116	7,987	5,129	5,150
VA HOSPITAL, NCRTHAMPTON	947	33,890	26,500	22,300	4,200	7,000
VA HOSPITAL, WEST ROXBURY	947	18,535	14,830	14,830		2,900
<b>MICHIGAN</b>						
DEFENSE LOGISTICS SERV CTR	489	11,400 E	7,400 E	7,400 E		4,000 E
VA HOSPITAL, DEARBORN	947	26,321	17,521	17,521		8,000
<b>MINNESOTA</b>						
BUREAU OF MINES TWIN CITIES RES CTRS	623	19,350	12,800	8,000	4,800	5,500
VA HOSPITAL, MINNEAPOLIS	947	44,181	30,981	30,981		
VA HOSPITAL, ST CLOUD	947	27,200 E	25,000 E	20,000 E	5,000 E	2,000 E
<b>MISSISSIPPI</b>						
ARMY ENGINEER WATERWAYS EXPERIMENT STATION, VICKSBURG	261	117,000 E	70,875	50,975	19,900	21,000 E
VA CENTER, JACKSON	947	16,400	16,000	16,000		
<b>MISSOURI</b>						
AERONAUTICAL CHART & INFO CTR	476	73,985	63,995	41,741	22,254	9,600
VA HOSPITAL, KANSAS CITY	947	14,240 E	9,511	9,511		4,354
VA HOSPITAL, PCPLAR BLUFF	947	8,613 E	6,800 E	6,800 E		1,813
VA HOSPITAL, ST LOUIS	947	15,013	12,020	9,520	2,500	
<b>MONTANA</b>						
PUBLIC HEALTH SERVICE ROCKY MOUNTAIN LAB	805	27,617	15,294	10,185	5,109	8,624
VA HOSPITAL, FT HARRISON	947	10,990 E	7,290 E	7,290 E		3,250 E
<b>NEBRASKA</b>						
NATIONAL PARK SERVICE MIDWEST REGIONAL OFFICE	627	11,450 E	10,000 E	7,500 E	2,500 E	1,000 E
VA HOSPITAL, LINCOLN	947	11,170 E	7,720 E	7,220 E	500	2,950
VA HOSPITAL, OMAHA	947	19,795 E	15,445	15,445		4,000 E
<b>NEVADA</b>						
VA CENTER, RENO	947	11,271 E	8,921	8,921		2,275
<b>NEW HAMPSHIRE</b>						
ARMY COLD REGIONS RES ENG LAB	267	27,153	21,489	11,355	10,134	5,000
PORTSMOUTH NAVAL SHIPYARD	309	11,233	8,353	8,353		2,880
<b>NEW JERSEY</b>						
ARMY ELECTRONICS COMMAND	267	54,300 E	41,000 E	17,000 E	24,000 E	10,000
ARMY SIGNAL CENTER & SCHOOL	271	46,560 E	39,560	23,870	15,690	6,000 E
LAKEMURST NAVAL AIR TEST FAC	305	26,200	20,350	5,225	15,125	5,200



LIBRARY, FISCAL YEAR 1965 - U.S., BY STATE, EXCLUDING WASHINGTON METROPOLITAN AREA

IN DOLLARS		PERSONNEL								NAME AND TYPE OF LIBRARY
BINDING	OTHER EXPENDITURES	TOTAL POSITIONS	PROFESSIONAL FTE POSITIONS				NONPROFESSIONAL FTE POSITIONS			
			GS 6 - GS 9	GS 10 - GS 13	GS 14 - GS 15	GS 16 AND ABOVE	GS 5 AND BELOW	GS 6 - GS 8	GS 9 AND ABOVE	
8	9	10	11	12	13	14	15	16	17	18
<b>MAINE</b>										
552	450	2	2							VA CENTER, TUGUS
<b>MARYLAND</b>										
900	200 E	1	1							PUB HEALTH SERV HOSP,
500	1,300	12	3	4				5		BALTIMORE
		2	1	1						SOCIAL SECURITY ADMINISTRATION
2,000	7,385	2	2							NAVY MARINE ENGINEERING LAB
650	360	5	3	1				1		VA HOSPITAL, FORT HOWARD
										VA HOSPITAL, PERRY POINT
<b>MASSACHUSETTS</b>										
	334	1	1							BUREAU OF COMMERCIAL FISHERIES
2,000	3,000	14	4	3				7		BIOLOGICAL LAB, WOODS HOLE
		1	1							ARMY NATICK LABORATORIES
		1	1							ARMY SECURITY AGENCY SCHOOL
800		1	1							BOSTON NAVAL SHIPYARD
	200	3		1				2		CHELSEA NAVAL HOSPITAL
										BOSTON OFF OF NAVAL RESEARCH
25	190	2	2							LAURENCE G HANSCOM FIELD
45,972	140,200	23	16	7						BASE LIBRARY AFL 2835
										AFCLR, L G HANSCOM FIELD
720	162	1	1							SMITHSONIAN INSTITUTION
810	150 E	1	1							ASTROPHYSICAL OBSERVATORY LIB
										VA HOSPITAL, BEDFORD
900	200	1	1							VA HOSPITAL, BOSTON
800	100 E	1	1							VA HOSPITAL, BROCKTON
390		3	3							VA HOSPITAL, NORTHAMPTON
655	150	2	1					1		VA HOSPITAL, WEST ROXBURY
<b>MICHIGAN</b>										
		1	1							DEFENSE LOGISTICS SERV CTR
800		2	2							VA HOSPITAL, DEARBORN
<b>MINNESOTA</b>										
										BUREAU OF MINES
796	254	2	2							TWIN CITIES RES CTRS
1,600	11,600	4	3	1						VA HOSPITAL, MINNEAPOLIS
200 E		4	4							VA HOSPITAL, ST CLOUD
<b>MISSISSIPPI</b>										
										ARMY ENGINEER WATERWAYS
500	24,625	8	5	2				1		EXPERIMENT STATION, VICKSBURG
350	50	2	2							VA CENTER, JACKSON
<b>MISSOURI</b>										
										AERONAUTICAL CHART & INFO CTR
390		9	4	1				4		VA HOSPITAL, KANSAS CITY
300 E	75 E	1	1							VA HOSPITAL, POPLAR BLUFF
		1	1							VA HOSPITAL, ST LOUIS
198	2,795	1	1							
<b>MONTANA</b>										
										PUBLIC HEALTH SERVICE
1,006	2,693	2	1	1						ROCKY MOUNTAIN LAB
350 E	100 E	1	1							VA HOSPITAL, FT HARRISON
<b>NEBRASKA</b>										
										NATIONAL PARK SERVICE
200 E	250 E	1	1							MIDWEST REGIONAL OFFICE
										VA HOSPITAL, LINCOLN
500		1	1							VA HOSPITAL, OMAHA
350		2	2							
<b>NEVADA</b>										
	75 E	1	1							VA CENTER, REMO
<b>NEW HAMPSHIRE</b>										
										ARMY COLD REGIONS RES ENG LAB
10	654	3	1	1				2		PORTSMOUTH NAVAL SHIPYARD
		1								
<b>NEW JERSEY</b>										
										ARMY ELECTRONICS COMMAND
300	3,000	7	3					4		ARMY SIGNAL CENTER & SCHOOL
	1,000 E	6	2	1				3		LAKEMURST NAVAL AIR TEST FAC
	650	2	2							

TABLE 2B - OPERATING EXPENDITURES AND PERSONNEL DATA OF SPECIAL FEDERAL LIBRARIES

(In column 2 the numerals refer to the Agency Code in Appendix 1. In columns 3-9 the letter E stands for estimated figure.)

NAME AND TYPE OF LIBRARY 1	AGENCY CODE 2	OPERATING EXPENDITURE					LIBRARY MATERIALS 7
		TOTAL OPERATING EXPENDITURES 3	SALARIES				
			TOTAL 4	PROFESSIONAL 5	NON- PROFESSIONAL 6		
NEW JERSEY (continued)							
NAVAL AIR TURBINE TEST STA	305	10,855	8,445	8,445			2,200
BAYONE NAVAL SUPPLY R & D FAC	311	30,272	24,700	18,875	5,825		5,050
NATL AVIATION FAC EXP CTR	874	80,964	62,164	46,785	15,379		17,300
VA HOSPITAL LIBRARY, LYONS	947	21,552 E	17,052	17,052			3,850
VA REGIONAL OFFICE, NEWARK	947	9,467 E	8,445	8,445			992
NEW MEXICO							
SANDIA BASE ARMY HOSPITAL	261	11,590 E	7,090	7,090			4,000 E
WHITE SANDS MISSILE RANGE TECHNICAL LIBRARY	267	169,111	107,792	71,102	36,690		48,960
OFFICE OF RESEARCH ANALYSIS HOLLOMAN AFB	448	71,010	32,990	28,300	4,690		34,620
AIR FORCE SPECIAL WEAPONS CNTR TECHNICAL INFO & INTLL DIV	454	160,850	127,214	77,295	49,919		25,571
LUS ALAMOS SCIENTIFIC LAB	862	483,720	239,588	131,133	108,455		216,677
NEW YORK							
DEPT OF AGRICULTURE PLUM ISL ANIMAL DISEASE LAB	697	24,600	14,930	9,453	5,477		8,670
DEPT OF COMMERCE BUSINESS REFERENCE LIBRARY	746	27,000	26,700	16,000	10,700		200
PUBLIC HEALTH SERVICE CHARLES FERGUSON MEDICAL LIB.	805	28,202	22,852	18,101	4,751		4,300
ST ALMANS NAVAL HOSPITAL	313	12,464 E	7,334	7,334			3,030 E
BROOKLYN NAVAL APPLIED SCI LAB ROME AIR DEVELOPMENT CENTER	317	76,000	50,000	35,000	15,000		23,000
LIBRARY SERVICES AEROSPACE RES, EUROPEAN OFFICE	444	123,564 E	81,676	56,578	25,098		36,121
TECH INFO OFFICE, APC NY	474	15,258	13,758	13,758			1,500
ATOMIC ENERGY COMMISSION, NY	862	31,482	16,482	16,482			14,200
VA HOSPITAL, BRONX	947	1,700					
VA HOSPITAL, HUFFALO	947	27,069	19,885	17,561	2,324		6,787
VA HOSPITAL, CANANDAIGUA	947	36,400	26,150	26,150			10,250
VA HOSPITAL, BROOKLYN	947	24,552 E	18,426	18,426			4,906
VA HOSPITAL, MCNTROSE	947	42,195 E	32,195 E	26,860 E	5,335 E		8,700 E
NORTH CAROLINA							
SE FOREST SERVICE FOREST EXP. STATION	683	19,314	12,623	6,890	5,733		5,850
NAVAL MEDICAL FIELD RESEARCH LAB	341	21,244	13,294	8,445	4,849		6,957
VA HOSPITAL, DURHAM	947	16,195 E	9,870 E	9,870 E			5,575
NORTH DAKOTA							
VA CENTER, FARGO	947	10,552 E	7,553	7,553			2,727
OHIO							
R A TAFT SANITARY ENG CENTER	805	71,426	45,000	22,817	22,183		17,898
AIR FORCE INST OF TECHNOLOGY	444	175,802	82,690	44,395	38,295		84,325
AEROSPACE RESEARCH LABORATORIES	448	24,368	21,368	16,204	5,164		
WRIGHT PATTERSON TECH LIB	448	210,250	108,058	56,906	51,152		95,000
FOREIGN TECHNOLOGY DIV TECH INTELLIGENCE LIBRARY	454	179,000	138,000	92,000	46,000		32,000
COURT OF APPEALS SIXTH CIRCUIT CINCINNATI	072	19,936	19,936	8,237	11,699		
NASA LEWIS RESEARCH CENTER	902	277,990 E	91,630	24,825	66,805		183,260 E
VA CENTER, DAYTON	947	40,224 E	30,788	30,788			8,336
VA HOSPITAL, MCKEYSVILLE	947	37,795 E	27,820	22,740	5,080		9,400
VA HOSPITAL, CHILLICOTHE	947	9,029	8,749	8,749			
OKLAHOMA							
BUREAU OF MINES PETROLEUM RESEARCH CENTER	623	28,774	20,903	17,023	3,880		6,317
ARTILLERY & MISSILE SCHOOL	237	53,888	46,810	36,350	10,460		5,961
FEDERAL AVIATION AGENCY AERONAUTICAL CENTER, OKLAHOMA	874	111,139	83,392	61,046	22,346		23,694
VA HOSPITAL, OKLAHOMA CITY	947	23,385	16,805	16,805			5,700
URFGON							
ALBANY METALLURGY RES CENTER TECHNICAL ENGINEERING LIBRARY	623	29,750	26,300	8,710	17,590		1,600
DEPT OF INTERIOR BONNEVILLE POWER ADMIN	632	49,795	39,920	33,200	6,720		875
PACIFIC NW FOREST SERVICE FOREST & RANGE EXPERIMENT STA.	683	16,979	11,704	9,587	2,117		

LIBRARY, FISCAL YEAR 1965 - U.S., BY STATE, EXCLUDING WASHINGTON METROPOLITAN AREA

IN DOLLARS		PERSONNEL									NAME AND TYPE OF LIBRARY
BINDING	OTHER EXPENDITURES	TOTAL POSITIONS	PROFESSIONAL FTE POSITIONS				NONPROFESSIONAL FTE POSITIONS				
			GS 6 - GS 9	GS 10 - GS 13	GS 14 - GS 15	GS 16 AND ABOVE	GS 5 AND BELOW	GS 6 - GS 8	GS 9 AND ABOVE		
8	9	10	11	12	13	14	15	16	17	18	
NEW JERSEY (continued)											
	210	1	1								NAVAL AIR TURBINE TEST STA
437	85	3	1	1				1			BAYONNE NAVAL SUPPLY R & D FAC
1,500		7	4	3							NATL AVIATION FAC EXP CTR
450	200 E	2	1							1	VA HOSPITAL LIBRARY, LYONS
	30 E	1	1								VA REGIONAL OFFICE, NEWARK
NEW MEXICO											
300	200	1	1								SANDIA BASE ARMY HOSPITAL
2,336	10,023	16	3	4				7	2		WHITE SANDS MISSILE RANGE TECHNICAL LIBRARY
3,400		4	1	2				1			OFFICE OF RESEARCH ANALYSIS HOLLOMAN AFB
3,135	4,930	9	5	4							AIR FORCE SPECIAL WEAPONS CNTR
10,000	17,455										TECHNICAL INFO & INTELL DIV LOS ALAMOS SCIENTIFIC LAB
NEW YORK											
	1,000	2		1				1			DEPT OF AGRICULTURE PLUM ISL ANIMAL DISEASE LAB
25	75	4	2					2			DEPT OF COMMERCE BUSINESS REFERENCE LIBRARY PUBLIC HEALTH SERVICE
800	250	3	3								CHARLES FERGUSON MEDICAL LIB.
2,000 E	100 E	1	1								ST ALBANS NAVAL HOSPITAL
3,000		7	3	1				3			BROOKLYN NAVAL APPLIED SCI LAB
1,367	4,400 E	12	3	3				6			ROME AIR DEVELOPMENT CENTER LIBRARY SERVICES
		2	1					1			AEROSPACE RES, EUROPEAN OFFICE
800		2	2								TECH INFO OFFICE, APD NY
800	900	6	4	1				1			ATOMIC ENERGY COMMISSION, NY
397		4	2	1				1			VA HOSPITAL, BRONX
		3	3								VA HOSPITAL, BUFFALO
1,000 E	220	2	1	1							VA HOSPITAL, CANANDAIGUA
500 E	800 E	4	2	1				1			VA HOSPITAL, BROOKLYN
											VA HOSPITAL, MONTROSE
NORTH CAROLINA											
500	341	2	1					1			SE FOREST SERVICE FOREST EXP. STATION
743	250	2	1					1			NAVAL MEDICAL FIELD RESEARCH LAB
750 E		1	1								VA HOSPITAL, DURHAM
NORTH DAKOTA											
232	40 E	1	1								VA CENTER, FARGO
OHIO											
1,110	7,418	3	2	1							R A TAFT SANITARY ENG CENTER
6,095	2,692	15	3	4				8			AIR FORCE INST OF TECHNOLOGY
3,000		3	2					1			AEROSPACE RESEARCH LABORATORIES
5,000	2,192	15	2	4				6	3		WRIGHT PATTERSON TECH LIB
1,000	8,000	26	11	5				10			FOREIGN TECHNOLOGY DIV
		1	1								TECH INTELLIGENCE LIBRARY
3,100		7	2					1	2		COURT OF APPEALS SIXTH CIRCUIT
600 E	500 E	4	3	1							CINCINNATI
375	200 E	4	2	1				1			NASA LEWIS RESEARCH CENTER
280		1	1								VA CENTER, DAYTON
											VA HOSPITAL, BRECKSVILLE
											VA HOSPITAL, CHILLICOTHE
OKLAHOMA											
909	645	3	1	1				1			BUREAU OF MINES
	1,117	7	5	1				1			PETROLEUM RESEARCH CENTER
4,053		11	4	3				3	1		ARTILLERY & MISSILE SCHOOL
880		2	2								FEDERAL AVIATION AGENCY
											AERONAUTICAL CENTER, OKLAHOMA
											VA HOSPITAL, OKLAHOMA CITY
OREGON											
540	1,310	3	1					2			ALBANY METALLURGY RES CENTER
500	8,500	5	3	1				1			TECHNICAL ENGINEERING LIBRARY
	5,275	1	1								DEPT OF INTERIOR
											BONNEVILLE POWER ADMIN
											PACIFIC NW FOREST SERVICE
											FOREST & RANGE EXPERIMENT STA.

TABLE 2B - OPERATING EXPENDITURES AND PERSONNEL DATA OF SPECIAL FEDERAL LIBRARIES

(In column 2 the numerals refer to the Agency Code in Appendix 1. In columns 3-9 the letter E stands for estimated figure.)

NAME AND TYPE OF LIBRARY 1	AGENCY CODE 2	OPERATING EXPENDITURES					LIBRARY MATERIALS 7
		TOTAL OPERATING EXPENDITURES 3	SALARIES				
			TOTAL 4	PROFESSIONAL 5	NON-PROFESSIONAL 6		
PENNSYLVANIA							
BUREAU OF MINES							
PITTSBURGH RESEARCH CENTER	623	57,670	37,232	20,700	16,532	16,094	
NORTHEAST FOREST SERVICE							
FOREST EXPERIMENT STATION	683	15,031	12,764	7,837	4,927	1,437	
DEPT OF AGRICULTURE							
EASTERN UTILIZATION RES & DEV	697	35,913	21,197	15,689	5,508	12,778	
VALLEY FORGE GENERAL HOSPITAL	261	10,747	5,887	5,887		4,000	
NAVAL AIR ENGINEERING CENTER	305	43,145	34,645	8,495	26,150	8,000	
NAVAL AIR DEVELOPMENT CENTER							
TECHNICAL LIBRARY	305	70,150	55,185	28,535	26,650	14,116	
NAVAL AIR DEVELOPMENT CENTER							
AEROSPACE MEDICAL RES DEPT LIB	305	21,100 E	15,500	10,000	5,500		
PHILADELPHIA NAVAL SHIPYARD							
NAVAL BOILER & TURBINE LAB.	307						
PHILADELPHIA NAVAL SHIPYARD							
TECHNICAL LIBRARY RCODE 2498	309	16,575	16,575	16,575			
PHILADELPHIA NAVAL HOSPITAL	313	19,580	9,880	9,880		8,200	
COURT OF APPEALS, PHILADELPHIA	072						
VA HOSPITAL, ALTOONA	947	11,212 E	7,510 E	7,510 E		3,452	
VA HOSPITAL, BUTLER	947	19,273	14,973	9,257	5,716	4,000	
VA HOSPITAL, CCATESVILLE	947	13,995	9,520	9,520		3,775	
VA HOSPITAL, PHILADELPHIA	947	21,667	17,570	17,570		3,372	
VA HOSP, PITTSBURGH-LEECH FARM RD	947	12,199	8,749	8,749		2,700	
VA HOSPITAL, PITTSBURGH-OAKLAND	947	36,619	20,919	9,830	11,089	14,100	
VA HOSPITAL, WILKES BARRE	947	20,370	16,026	16,026		4,117	
RHODE ISLAND							
NAVAL CONSTRUCTION BATTALION CEN	309	21,367	19,115	7,710	11,405	2,000	
NAVAL WAR COLLEGE	315	189,283	148,055	101,610	46,445	33,703	
SOUTH CAROLINA							
CHARLESTON NAVAL SHIPYARD	309	14,083	12,983	7,250	5,733	600	
SOUTH DAKOTA							
FT MEADE GENERAL LIBRARY	947	16,140	13,000	13,000		3,040	
TENNESSEE							
ARNOLD ENG DEVELOPMENT CENTER	448	111,494	77,725	26,925	50,800	27,067	
TVA TECHNICAL LIBRARY	914	285,900	131,000	87,000	44,000	40,000	
TVA MAP INFO & RECORDS UNIT	914	60,000	44,845	40,320	4,525	13,155	
TVA LAW LIBRARY	914	21,820	6,820		6,820	7,000	
VA HOSPITAL, MEMPHIS	947	35,650 E	29,750 E	29,750 E		4,825	
TEXAS							
BUREAU OF COMMERCIAL FISHERIES							
BIOLOGICAL LAB, GALVESTON	621	13,216	8,750	8,200	550	3,037	
STIMSON LIBRARY							
MED FIELD SERV SCHOOL	261	55,603 E	44,445	33,400	11,045	9,858	
GODFELLOW AFB TECH LIB	448	12,955	7,819	7,819		4,366	
WILFORD HALL USAF HOSPITAL	460	28,265	15,065	9,800	5,265	11,500	
6570 PERSONNEL RESEARCH LAB							
LACKLAND AIR FORCE BASE	460	29,427	23,075	7,723	15,352	4,850	
VA CENTER, BONHAM	947	11,412	8,798	8,798		2,372	
VA HOSPITAL, DALLAS	947	26,750 E	19,200	19,200		7,050	
VA HOSPITAL, HOUSTON	947	36,175 E	26,975	26,975		8,600	
VA HOSPITAL, MARLIN	947	10,375	8,170	8,170		1,939	
VA CENTER, TEMPLE	947	31,844 E	25,094	23,430	1,664	6,050	
VA HOSPITAL, WACO	947	10,350 E	8,200 E	8,200 E		2,050	
UTAH							
INTERMOUNTAIN FOREST & RANGE							
EXPERIMENT STATION	683	8,886 E	5,454		5,454	2,751 E	
DUGWAY PROVING GROUND							
TECHNICAL LIBRARY	267	160,060	49,860	33,960	15,900	109,000	
VERMONT							
VA LIBRARY, WHITE RIVER JUNCTION	947	11,700 E	8,400	8,400		2,400 E	
VIRGINIA							
NBS CLEARINGHOUSE FOR							
FEDERAL SCIENTIFIC & TECH INFO	753	29,811	20,711	16,562	4,149	7,400	
ARMY AVIATION MATERIAL LAB	259	32,989	23,930	23,930		8,731	
ARMY COMBAT DEF COMMAND							
COMBAT SERVICE SUPPORT GROUP	269	9,530 E	7,220	7,220		1,490 E	
DAHLGREN NAVAL WEAPONS LAB	305	130,603	63,678	34,554	29,124	45,000	
NORFOLK NAVAL SHIPYARD							
TECHNICAL LIBRARY RCODE 24604	315	6,419	5,694		5,694	25	

BY LIBRARY, FISCAL YEAR 1965 - U.S., BY STATE, EXCLUDING WASHINGTON METROPOLITAN AREA

IN DOLLARS		PERSONNEL									NAME AND TYPE OF LIBRARY
BINDING	OTHER EXPENDITURES	TOTAL POSITIONS	PROFESSIONAL FTE POSITIONS				NONPROFESSIONAL FTE POSITIONS				
			GS 6 - GS 9	GS 10 - GS 13	GS 14 - GS 15	GS 16 AND ABOVE	GS 5 AND BELOW	GS 6 - GS 8	GS 9 AND ABOVE		
8	9	10	11	12	13	14	15	16	17	18	
<b>PENNSYLVANIA</b>											
2,654	1,690	4	1	1				2			BUREAU OF MINES PITTSBURGH RESEARCH CENTER NORTHEAST FOREST SERVICE FOREST EXPERIMENT STATION DEPT OF AGRICULTURE EASTERN UTILIZATION RES & DEV VALLEY FORGE GENERAL HOSPITAL NAVAL AIR ENGINEERING CENTER NAVAL AIR DEVELOPMENT CENTER TECHNICAL LIBRARY NAVAL AIR DEVELOPMENT CENTER AEROSPACE MEDICAL RES DEPT LIB PHILADELPHIA NAVAL SHIPYARD NAVAL BOILER & TURBINE LAB. PHILADELPHIA NAVAL SHIPYARD TECHNICAL LIBRARY SCODE 24980 PHILADELPHIA NAVAL HOSPITAL COURT OF APPEALS, PHILADELPHIA VA HOSPITAL, ALTOONA VA HOSPITAL, BUTLER VA HOSPITAL, COATESVILLE VA HOSPITAL, PHILADELPHIA VA HOSP, PITTSBURGH-LEECH FARM RD VA HOSPITAL, PITTSBURGH-OAKLAND VA HOSPITAL, WILKES BARRE
137	693	1	1								
1,375	563	3	1	1				1			
800	60	1						1			
	500	6	1					4	1		
684	165	8	2	1						5	
600	5,000 E	2		1						1	
		1	1								
		2	1							1	
1,500		1		1						1	
		1		1							
250 E		1	1								
300		2	1							1	
600	100	1	1								
725		2	2								
450	300	2	2								
1,600		2		1						1	
134	93	2	2								
<b>RHODE ISLAND</b>											
3,225	252 4,300	3 11	1 6		5				2		NAVAL CONSTRUCTION BATTALION CEN NAVAL WAR COLLEGE
<b>SOUTH CAROLINA</b>											
	500	1	1								CHARLESTON NAVAL SHIPYARD
<b>SOUTH DAKOTA</b>											
40	60	1	1								FT MEADE GENERAL LIBRARY
<b>TENNESSEE</b>											
1,984	4,718	12	3						9		ARNOLD ENG DEVELOPMENT CENTER TVA TECHNICAL LIBRARY TVA MAP INFO & RECORDS UNIT TVA LAW LIBRARY VA HOSPITAL, MEMPHIS
3,500	111,400	30	7	4	1				10	3	5
	2,000	6	1						1	3	1
	8,000	1								1	
825	250	4	3	1							
<b>TEXAS</b>											
132	1,297	1	1								BUREAU OF COMMERCIAL FISHERIES BIOLOGICAL LAB, GALVESTON STIMSON LIBRARY MED FIELD SERV SCHOOL GOODFELLOW AFB TECH LIB WILFORD HALL USAF HOSPITAL 6570 PERSONNEL RESEARCH LAB LACKLAND AIR FORCE BASE VA CENTER, BONHAM VA HOSPITAL, DALLAS VA HOSPITAL, HOUSTON VA HOSPITAL, MARLIN VA CENTER, TEMPLE
1,000	300 E	7	3	1					3		
	770	1	1								
1,150	550	3		1					2		
483	1,019	1	1								
205	37										
500 E		2	2								
600 E		3	2	1							
266		1	1								
400 E	300 E	3	3								
	100 E	1	1								VA HOSPITAL, WACO
<b>UTAH</b>											
375 E	306	1							1		INTERMOUNTAIN FOREST & RANGE EXPERIMENT STATION DUGWAY PROVING GROUND TECHNICAL LIBRARY
1,200		7		3	1				3		
<b>VERMONT</b>											
700 E	200	1	1								VA LIBRARY, WHITE RIVER JUNCTION
<b>VIRGINIA</b>											
250	1,450	2								1	1
	328	3	2	1							
	820 E	1	1								
1,500	20,425	10	3	1					5	1	
	700	1							1		
											NBS CLEARINGHOUSE FOR FEDERAL SCIENTIFIC & TECH INFO ARMY AVIATION MATERIAL LAB ARMY COMBAT DEF COMMAND COMBAT SERVICE SUPPORT GROUP DAHLGREN NAVAL WEAPONS LAB NORFOLK NAVAL SHIPYARD TECHNICAL LIBRARY SCODE 246040

TABLE 2B - OPERATING EXPENDITURES AND PERSONNEL DATA OF SPECIAL FEDERAL LIBRARIES

(In column 2 the numerals refer to the Agency Code in Appendix 1. In columns 3-9 the letter E stands for estimated figure.)

NAME AND TYPE OF LIBRARY 1	AGENCY CODE 2	OPERATING EXPENDITURE					LIBRARY MATERIALS 7
		TOTAL OPERATING EXPENDITURES 3	SALARIES				
			TOTAL 4	PROFESSIONAL 5	NON-PROFESSIONAL 6		
VIRGINIA (continued)							
VORFOLK NAVY WEATHER RES LAB	317	12,025 E	8,800 E			8,800 E	2,100 E
ARMED FORCES STAFF COLLEGE	497	150,066	130,066	77,189		52,877	17,500
NASA LANGLEY RESEARCH CENTER	902	258,295	138,405	89,870		48,535	107,000
NASA, WALLOPS ISLAND	902	20,268	7,250	7,250			12,443
VA HOSPITAL, HAMPTON	947						
VA HOSPITAL, RICHMOND	947	26,300 E	16,000	16,000			9,200
VA HOSPITAL, SALEM	947	10,404 E	8,237	8,237			2,092 E
WASHINGTON							
BUREAU OF YARDS & DOCKS							
DEPT OF NAVY, NW DIVISION	309	13,225 E	9,700 E	8,200 E		1,500	3,000
PUGET SOUND NAVAL SHIPYARD							
ENGINEERING LIBRARY CODE 245.6	309	23,146 E	14,696 E	7,696		7,000 E	8,000
BREMERTON NAVAL HOSPITAL	313	18,615 E	9,200 E	9,200 E			1,000 E
9TH CIRCUIT COURT OF APPEALS							
SEATTLE	072	6,303	6,278			6,278	
VA HOSPITAL SEATTLE	947	10,711	8,663	8,663			1,371
VA HOSPITAL, VANCOUVER	947	12,588	8,499	7,673		826	3,413
VA HOSPITAL, WALLA WALLA	947	14,880	11,880	6,080		5,800	2,500
VA HOSPITAL, AMERICAN LAKE	947	20,952	15,972	15,972			4,580
WEST VIRGINIA							
BUREAU OF MINES							
MORGANTOWN RESEARCH CENTER	623	15,999	8,729	7,220		1,509	5,524
VA HOSPITAL, CLARKSBURG	947	11,626	7,781	7,781			3,365
VA HOSPITAL, HUNTINGTON	947	10,373 E	8,693	8,693			1,580
VA CENTER, MARTINSBURG	947	22,174	14,654	12,404		2,250	6,920
WISCONSIN							
FOREST PRODUCTS LAB, MADISON	683	59,439	46,201	25,672		20,529	11,364
VA HOSPITAL, MADISON	947	13,820	8,500	8,500			4,600
VA HOSPITAL, TOMAH	947	11,117 E	9,584	9,584			1,383 E
VA CENTER, WOUL	947	17,343	12,043	10,700		1,343	4,750
WYOMING							
LARAMIE PETROLEUM RES CENTER	623	9,929	6,269	6,269			
ALASKA							
BUREAU OF COMMERCIAL FISHERIES							
AUKE BAY	621	17,229	11,329	5,167		6,162	5,000
HAWAII & PANAMA CANAL ZONE							
BUREAU OF COMMERCIAL FISHERIES							
HONOLULU	621	12,139	8,873	8,548		325	2,812
NAVAL AMMUNITION DEPOT							
QUALITY EVALUATION LAB, CAMU	305	22,221	21,221	15,644		5,577	
PEARL HARBOR NAVAL SHIPYARD							
SHIPYARD TECHNICAL LIBRARY	309	23,966 E	23,966 E	8,241 E		15,725 E	
CANAL ZONE LIBRARY MUSEUM	905	210,216 E	167,344	68,304		99,040	35,000

BY LIBRARY, FISCAL YEAR 1965 - U.S., BY STATE, EXCLUDING WASHINGTON METROPOLITAN AREA

IN DOLLARS		PERSONNEL							NAME AND TYPE OF LIBRARY	
BINDING	OTHER EXPENDITURES	TOTAL POSITIONS	PROFESSIONAL FTE POSITIONS				NONPROFESSIONAL FTE POSITIONS			
			GS 6 - GS 9	GS 10 - GS 13	GS 14 - GS 15	GS 16 AND ABOVE	GS 5 AND BELOW	GS 6 - GS 8		GS 9 AND ABOVE
8	9	10	11	12	13	14	15	16	17	18
VIRGINIA (continued)										
425	700 E	1	1							NORFOLK NAVY WEATHER RES LAB
1,000	1,500	20	5	4				11		ARMED FORCES STAFF COLLEGE
4,000	8,890	23	7	4				6	6	NASA LANGLEY RESEARCH CENTER
	575	1	1							NASA, HALLOPS ISLAND
		2	2							VA HOSPITAL, HAMPTON
1,000 E	100 E	2	2							VA HOSPITAL, RICHMOND
75 E		1	1							VA HOSPITAL SALEM
WASHINGTON										
285	240	1	1							BUREAU OF YARDS & DOCKS
300	150	2	1					1		DEPT OF NAVY, MW DIVISION
8,400 E	15 E	1	1							PUGET SOUND NAVAL SHIPYARD
	25	1							1	ENGINEERING LIBRARY CODE 245.6
576	101	1	1							BREMERTON NAVAL HOSPITAL
608	68	1						1		9TH CIRCUIT COURT OF APPEALS
300	200	2	1					1		SEATTLE
250	150	2	2							VA HOSPITAL SEATTLE
										VA HOSPITAL, VANCOUVER
										VA HOSPITAL, WALLA WALLA
										VA HOSPITAL, AMERICAN LAKE
WEST VIRGINIA										
1,090	656	1	1							BUREAU OF MINES
300	180	1	1							MORGANTOWN RESEARCH CENTER
	100 E	1	1							VA HOSPITAL, CLARKSBURG
600		3	3							VA HOSPITAL, HUNTINGTON
										VA CENTER, MARTINSBURG
WISCONSIN										
624	1,250	7	2	1				4		FOREST PRODUCTS LAB, MADISON
600	120	1	1							VA HOSPITAL, MADISON
150		1	1							VA HOSPITAL, TOMAH
400	150	1	1							VA CENTER, WOOD
WYOMING										
468	3,192	1	1							LARAMIE PETROLEUM RES CENTER
ALASKA										
400	500	2		1				1		BUREAU OF COMMERCIAL FISHERIES
										AUKE BAY
HAWAII & PANAMA CANAL ZONE										
200	254	1	1							BUREAU OF COMMERCIAL FISHERIES
	1,000	2	1	1						HONOLULU
		3	1					2		NAVAL AMMUNITION DEPOT
1,000 E	6,872	5	1	1				3	1	QUALITY EVALUATION LAB, OAHU
										PEARL HARBOR NAVAL SHIPYARD
										SHIPYARD TECHNICAL LIBRARY
										CANAL ZONE LIBRARY MUSEUM

TABLE 3A - SELECTED DATA ON EQUIPMENT AND ACTIVITIES OF SPECIAL FEDERAL

(In column 2, the numerals refer to the agency code in Appendix 1. In columns 3-6 the numeral 1 indicates available in library the letter N indicates activity not performed.) (For footnotes, see page 73 .)

NAME AND TYPE OF LIBRARY 1	AGENCY CODE 2	EQUIPMENT USED IN LIBRARIES				LIBRARY				
		MICRO-PRINT READING 3	DUPLI-CATING 4	OFFICE COPYING AND MISCELLANEOUS 5	DATA PROC. AND/OR INFO. STORAGE & RETRIEVAL 6	CAT. AND CLAS. OF COLLECTION 7	ROUTING OF NEW JOURNALS 8	CIRCULATION OF LIBRARY MATERIALS 9	REFERENCE AND INFORMATION SERVICE 10	INTER-LIBRARY LOAN 11
<b>NATIONAL LIBRARIES</b>										
LIBRARY OF CONGRESS <u>1/</u>	063	1		1		Y	N	Y	Y	Y
NATL AGRICULTURAL LIBRARY	675	1	1	1	1	Y	Y	Y	Y	Y
NATL LIBRARY OF MEDICINE <u>2/</u>	810	1	1	1	1	Y	Y	N	Y	Y
<b>CIVILIAN LIBRARIES</b>										
DEPT OF STATE <u>4/</u>	107	1	1	1		Y	Y	Y	Y	Y
TREASURY DEPT	149	1	2	2		Y	Y	Y	Y	Y
INTERNAL REVENUE SERVICE	164					Y	Y	Y	Y	Y
DEPT OF JUSTICE										
MAIN LIBRARY	530					Y	N	Y	Y	Y
DEPT OF JUSTICE										
CIVIL DIVISION LIBRARY <u>5/</u>	537					N	Y	Y	Y	Y
BUREAU OF PRISONS	546		2	2		Y	Y	Y	Y	Y
POST OFFICE DEPT	563	1	2	1		Y	Y	Y	Y	Y
DEPT OF INTERIOR	594					Y	Y	Y	Y	Y
OFFICE OF GEOGRAPHY	610	1	2	2		Y	Y	Y	Y	Y
BUREAU OF MINES										
RESEARCH CENTER LIBRARY	623	1	2	2	2	Y	Y	Y	Y	Y
GEOLOGICAL SURVEY <u>6/</u>	624			1		Y	Y	Y	Y	Y
DEPT OF COMMERCE	732					Y	Y	Y	Y	Y
BUREAU OF THE CENSUS	743	1	2	2	2	Y	Y	Y	Y	Y
COAST & GEODETIC SURVEY										
ESSA, DEPT OF COMMERCE <u>7/</u>	744	2		1		Y	Y	Y	Y	Y
MARITIME ADMINISTRATION	749		2	2		Y	Y	Y	Y	Y
PATENT OFFICE										
SCIENTIFIC LIBRARY <u>8/</u>	750					Y	Y	Y	Y	Y
PATENT OFFICE										
RESEARCH & DEVELOPMENT LIBRARY	750					Y	Y	Y	Y	Y
BUREAU OF PUBLIC ROADS <u>9/</u>	751				2	Y	Y	Y	Y	Y
NATL BUREAU OF STANDARDS	753	1	1	2		Y	Y	Y	Y	Y
WEATHER BUREAU LIBRARY										
ENVIRONMENTAL SCI SERVICE ADMIN	755	1	2	1		Y	Y	Y	Y	Y
DEPT OF LABOR <u>10/</u>	767	1		1		Y	Y	Y	Y	Y
DEPT OF LABOR LAW LIBRARY										
OFFICE OF SOLICITOR	787		2			Y	N	N	Y	N
DEPT OF HEALTH, ED, & WELFARE <u>11/</u>	802	1	2	1		Y	Y	Y	Y	Y
PUBLIC HEALTH SERVICE										
DIVISION OF CHRONIC DISEASES	805		2			Y	N	Y	Y	Y
PUBLIC HEALTH SERVICE										
RADIOLOGICAL HEALTH LAB LIBRARY	805					Y	Y	Y	Y	Y
FREEDOMEN'S HOSPITAL										
SCHOOL OF NURSING	807					Y	Y	Y	Y	Y
NATL INSTITUTE OF HEALTH	809	1	2	1		Y	N	Y	Y	Y
NATL INS OF MENTAL HEALTH										
RESEARCH GRANTS BRANCH	809	2	2	2		Y	Y	Y	Y	Y
FEDERAL HOUSING ADMINISTRATION	855					Y	Y	Y	Y	Y
<b>DEFENSE LIBRARIES</b>										
GEORGE WASHINGTON UNIVERSITY										
HUMAN RESOURCES OFFICE	188					Y	Y	Y	Y	Y
SPECIAL PROJCTS OFFICE										
TECHNICAL LIBRARY	188			1		Y	Y	Y	Y	Y
WEAPONS SYSTEMS EVALUATION GRP										
UNCLASSIFIED DOCUMENT LIBRARY	188					Y	Y	Y	Y	Y
MILITARY ASSISTANCE INSTITUTE	218		2	2		Y	Y	Y	Y	Y
COURT OF MILITARY APPEALS	224					Y	Y	Y	Y	Y
<b>ARMY</b>										
DEPT OF DEFENSE, ARMY MAP SERV										
GEODETIC LIBRARY	237	1	2	1		Y	Y	Y	Y	Y
ADJUTANT GENERAL'S OFFICE										
ARMY LIBRARY	261					Y	Y	Y	Y	Y
ARMY CHIEF OF ENGINEERS	261	1	1	1		Y	Y	Y	Y	Y
WALTER REED ARMY INST OF RES	261	1	2	2	2	Y	Y	Y	Y	Y
WALTER REED GENERAL HOSPITAL	261		2	2		Y	Y	Y	Y	Y
<b>NAVY</b>										
NAVY DEPARTMENT <u>12/</u>	287	1	1	1		Y	Y	Y	Y	Y
NAUTICAL CHART LIBRARY	295					Y	Y	Y	Y	Y
NAVAL OBSERVATORY	295		2			Y	N	Y	Y	Y
NAVAL OCEANOGRAPHIC OFFICE										
LIBRARY CODE 1640	295					Y	Y	Y	Y	Y
NAVAL EXPL ORD DISPOSAL FACILITY										
TECHNICAL LIBRARY	303					Y	Y	Y	Y	Y
NAVAL PROPELLANT PLANT										
TECHNICAL LIBRARY	303					Y	Y	Y	Y	Y
BUREAU OF NAVAL WEAPONS										
TECHNICAL LIBRARY <u>13/</u>	305					Y	Y	Y	Y	Y



LIBRARIES, BY LIBRARY, FISCAL YEAR 1965 - WASHINGTON METROPOLITAN AREA

the numeral 2 indicates available through central facility. In columns 7-21 the letter Y indicates activity performed,

ACTIVITIES										NAME AND TYPE OF LIBRARY
PREPARA- TION OF ACQUI- SITION LISTS	COMPI- LATION OF BIBLIOG- RAPHIES	PREPARA- TION OF AB- STRACTS	PREPARA- TION OF TRANSLA- TIONS	G. P. O. DEPOS- ITORY	DOCU- MENTS DEPOS. FOR OTHER AGEN- CIES	DOCUMENTS DEPOS. FOR OTHER REPORT SERIES	OTHER SER- VICES	GENERAL READING COLLEC- TION	REGULAR PUBLICA- TION	
12	13	14	15	16	17	18	19	20	21	22
<b>NATIONAL LIBRARIES</b>										
N	Y	Y	Y	Y	Y		Y	Y	Y	LIBRARY OF CONGRESS
N	Y	Y	Y	Y	Y	Y	Y	Y	Y	NATL AGRICULTURAL LIBRARY
Y	Y	N	N	N	Y	N	Y	N	Y	NATL LIBRARY OF MEDICINE
<b>CIVILIAN LIBRARIES</b>										
Y	Y	N	N	Y	N	N	Y	N	Y	DEPT OF STATE
Y	Y	N	N	Y	N	N		N	Y	TREASURY DEPT
Y	Y	Y	N	N	N	N		N	Y	INTERNAL REVENUE SERVICE
Y	Y	N	N	Y	N	N		Y	Y	DEPT OF JUSTICE
N	Y	N	N	N	N	N	Y	N	N	MAIN LIBRARY
Y	Y	N	N	N	N	N		N	Y	DEPT OF JUSTICE
Y	Y	Y	N	Y	N	Y		Y	N	CIVIL DIVISION LIBRARY
Y	Y	N	Y	Y	Y	Y	Y	N	Y	BUREAU OF PRISONS
Y	Y	N	Y	Y	Y	Y	Y	N	Y	POST OFFICE DEPT
Y	Y	N	N	N	N	N	N	N	N	DEPT OF INTERIOR
Y	Y	N	N	N	N	N		N	N	OFFICE OF GEOGRAPHY
Y	Y	N	N	N	N	Y		N	N	BUREAU OF MINES
Y	Y	N	Y	Y	Y	Y	N	N	N	RESEARCH CENTER LIBRARY
Y	Y	N	Y	Y	Y	Y	N	N	N	GEOLOGICAL SURVEY
Y	Y	N	Y	Y	Y	Y		Y	Y	DEPT OF COMMERCE
Y	Y	N	N	N	N	N	N	N	Y	BUREAU OF THE CENSUS
Y	Y	N	Y	N	N	N		N	Y	COAST & GEODETIC SURVEY
Y	Y	Y	N	N	N	N	N	N	Y	ESSA, DEPT OF COMMERCE
Y	Y	Y	N	N	N	N	N	Y	N	MARITIME ADMINISTRATION
Y	Y	Y	Y	N	N	N	Y	N	N	PATENT OFFICE
Y	Y	N	N	N	Y	Y	Y	N	N	SCIENTIFIC LIBRARY
Y	Y	Y	Y	N	N	N		N	N	PATENT OFFICE
Y	Y	Y	Y	N	N	N	Y	N	Y	RESEARCH & DEVELOPMENT LIBRARY
Y	Y	N	Y	N	N	N	Y	N	Y	BUREAU OF PUBLIC ROADS
Y	Y	N	Y	N	Y	Y	Y	N	Y	NATL BUREAU OF STANDARDS
Y	Y	N	N	N	N	N	Y	N	Y	WEATHER BUREAU LIBRARY
Y	Y	N	N	N	N	N		N	Y	ENVIRONMENTAL SCI SERVICE ADMIN
Y	Y	N	N	N	N	Y		N	Y	DEPT OF LABOR
N	N	N	N	N	N	N				DEPT OF LABOR LAW LIBRARY
Y	Y	Y	N	Y	N	N		N	Y	OFFICE OF SOLICITOR
Y	Y	Y	N	Y	N	N		N	Y	DEPT OF HEALTH, ED & WELFARE
Y	Y	Y	N	N	N	N	N	N	N	PUBLIC HEALTH SERVICE
Y	Y	Y	N	N	N	N	N	N	N	DIVISION OF CHRONIC DISEASES
Y	Y	N	N	N	N	Y		N	Y	PUBLIC HEALTH SERVICE
Y	Y	Y		N	N	N		Y	Y	RADIOLOGICAL HEALTH LAB LIBRARY
Y	Y	Y	Y	N	N	N		Y	Y	FREEDMENS HOSPITAL
Y	Y	N	Y	N	N	N		N	Y	SCHOOL OF NURSING
Y	Y	N	N	N	N	N		N	Y	NATL INSTITUTE OF HEALTH
Y	Y	N	N	N	N	N	N	N	Y	NATL INS OF MENTAL HEALTH
Y	Y	N	N	N	N	N	Y	N	Y	RESEARCH GRANTS BRANCH
Y	Y	N	N	N	N	N	Y	N	Y	FEDERAL HOUSING ADMINISTRATION
<b>DEFENSE LIBRARIES</b>										
Y	Y	N	N	N	N	N	N	N	Y	GEORGE WASHINGTON UNIVERSITY
Y	Y	N	N	N	N	N	N	N	Y	HUMAN RESOURCES OFFICE
Y	Y	N	N	N	N	N	N	N	Y	SPECIAL PROJECTS OFFICE
Y	Y	N	N	N	N	N	N	N	Y	TECHNICAL LIBRARY
Y	Y	Y	N	N	N	N	N	N	N	WEAPONS SYSTEMS EVALUATION GRP
Y	Y	Y	Y	Y	Y	N	Y	Y	N	UNCLASSIFIED DOCUMENT LIBRARY
Y	N	N	Y	N	N	N	Y	N	Y	MILITARY ASSISTANCE INSTITUTE
Y	Y	N	Y	N	N	N	Y	N	Y	COURT OF MILITARY APPEALS
<b>ARMY</b>										
Y	Y	Y	Y	N	N	N	Y	N	Y	DEPT OF DEFENSE, ARMY MAP SERV
Y	Y	Y	N	N	N	Y	N	N	Y	GEODETIC LIBRARY
Y	Y	N	Y	N	N	N		N	Y	ADJUTANT GENERAL'S OFFICE
Y	Y	N	Y	N	N	N		N	N	ARMY LIBRARY
Y	N	N	N	N	N	N	N	N	N	ARMY CHIEF OF ENGINEERS
Y	Y	N	N	N	N	N	N	Y	N	WALTER REED ARMY INST OF RES
Y	Y	N	N	N	N	N	N	Y	N	WALTER REED GENERAL HOSPITAL
<b>NAVY</b>										
Y	Y	Y	N	Y	N	N	N	N	N	NAVY DEPARTMENT
Y	Y	N	N	N	Y	N	N	N	N	NAUTICAL CHART LIBRARY
Y	N	N	N	N	N	N	N	N	N	NAVAL OBSERVATORY
Y	Y	Y	Y	N	N	N	N	N	Y	NAVAL OCEANOGRAPHIC OFFICE
Y	Y	N	N	N	N	N	N	N	Y	LIBRARY CODE 1640
Y	Y	N	N	N	N	N	Y	N	Y	NAVAL EXPL ORD DISPOSAL FACILITY
Y	N	N	N	N	N	N	N	N	Y	TECHNICAL LIBRARY
Y	Y	N	N	N	N	N	N	N	Y	NAVAL PROPELLANT PLANT
Y	Y	N	N	N	N	Y	Y	Y	Y	TECHNICAL LIBRARY
Y	Y	N	N	N	N	Y	Y	Y	Y	BUREAU OF NAVAL WEAPONS
Y	Y	N	N	N	N	Y	Y	Y	Y	TECHNICAL LIBRARY

TABLE 3A - SELECTED DATA ON EQUIPMENT AND ACTIVITIES OF SPECIAL FEDERAL

(In column 2, the numerals refer to the agency code in Appendix 1. In columns 3-6 the numeral 1 indicates available in library, the letter N indicates activity not performed.) (For footnotes, see page 73 .)

NAME AND TYPE OF LIBRARY	AGENCY CODE	EQUIPMENT USED IN LIBRARIES				LIBRARY				
		MICRO-PRINT READING	DUPLI-CATING	OFFICE COPYING AND MISCEL-LANEOUS	DATA PROC. AND/OR INFO. STORAGE & RETRIEVAL	CAT. AND CLAS. OF COLLEC-TION	ROUT-ING OF NEW JOUR-NALS	CIRCULA-TION OF LIBRARY MATE-RIALS	REFERENCE AND IN-FORMATION SERVICE	INTER-LIBRARY LOAN
1	2	3	4	5	6	7	8	9	10	11
NAVY (continued)										
NAVAL SHIP SYSTEMS COMMAND <sup>14/</sup> TECHNICAL LIBRARY TSHIPS-20210	307					Y	Y	Y	Y	Y
DAVID TAYLOR MODEL BASIN CENTRAL LIBRARY	307	1	2	1	2	Y	Y	Y	Y	Y
BUREAU OF YARDS & DOCKS TECHNICAL LIBRARY	309					Y	Y	Y	Y	Y
NAVY BUREAU OF SUPPLIES & ACCTS EDWARD HMOSES STITT LIBRARY	311					Y	N	Y	Y	Y
NAVAL MEDICAL SCHOOL	313					Y	Y	Y	Y	Y
NAVAL MEDICAL RESEARCH INST TECHNICAL REFERENCE LIBRARY	313					Y	Y	Y	Y	Y
BUREAU OF NAVAL PERSONNEL TECHNICAL LIBRARY	315					Y	Y	Y	Y	Y
NAVAL PERSONNEL PROGRAM SUPPORT PERSONNEL RESEARCH LAB TECH LIB	315					Y	Y	Y	Y	Y
NAVAL PERSONNEL PROGRAM SUPPORT TRAINING PUBLICATIONS DIVISION	315		2	2		Y	Y	Y	Y	Y
NAVAL RESEARCH LAB TECHNICAL LIBRARY	317			1	1	Y	N	Y	Y	Y
OFFICE OF THE NAVY JUDGE ADVOCATE GENERAL LIBRARY <sup>15/</sup>	322					Y	Y	Y	Y	Y
AIR FORCE										
AIR FORCE OFFICE OF SCIENTIFIC RESEARCH	444					Y	N	Y	Y	Y
AIR FORCE SYSTEMS COMMAND HEADQUARTERS LIBRARY	454	1	2	2	2	Y	Y	Y	Y	Y
COD AGENCIES										
DEFENSE ATOMIC SUPPORT AGENCY TECHNICAL LIBRARY	481	1	1	1		Y	Y	Y	Y	Y
DEFENSE INTELLIGENCE AGENCY INTELLIGENCE LIBRARY	487					Y	Y	Y	Y	Y
NAVAL DEFENSE INTELLIGENCE SCH NAVAL STA ANACOSTIA ANNEX	487	1	2	2		Y	Y	Y	Y	Y
DEFENSE DOCUMENTATION CENTER TECHNICAL REFERENCE LIBRARY	489					Y	Y	Y	Y	Y
DEF SUPPLY AGENCY, CAMERON STA	489	1	2	1	2	Y	Y	Y	Y	Y
OTHER AGENCIES										
GENERAL ACCOUNTING OFFICE LAW LIBRARY	061		2	1		Y	Y	Y	Y	Y
SUPREME COURT	071	1				Y	N	Y	Y	Y
BUREAU OF THE BUDGET <sup>16/</sup>	093	1	1	2		Y	Y	Y	Y	Y
ATOMIC ENERGY COMMISSION ATOMIC ENERGY COMMISSION LAW LIBRARY	862					Y	Y	Y	Y	Y
862						Y		Y		Y
CIVIL AERONAUTICS BOARD	864					Y	Y	Y	Y	Y
EXPORT-IMPORT BANK OF WASH	867		2		2	Y	Y	Y	Y	Y
FEDERAL AVIATION AGENCY	874	1	1	2	1	Y	Y	Y	Y	Y
FEDERAL COMMUNICATIONS COMM	875					Y	Y	Y	Y	Y
FEDERAL DEPOSIT INS CORP	876		2			N	Y	Y	Y	Y
FEDERAL HOME LOAN BANK BOARD LAW LIBRARY	877			1		Y	Y	Y	Y	Y
FEDERAL HOME LOAN BANK BOARD OFFICE OF RESEARCH & HOME FIN	877		2	2		Y	Y	Y	Y	Y
FEDERAL RESERVE SYSTEM RESEARCH LIBRARY	884	2	2	2	2	Y	Y	Y	Y	Y
FEDERAL TRADE COMMISSION <sup>17/</sup>	888					Y	Y	Y	Y	Y
GENERAL SERVICES ADMINISTRATION <sup>18/</sup>	889					Y	Y	Y	Y	Y
CENTRAL OFFICE LIBRARY	901		2	2		Y	Y	Y	Y	Y
INTERSTATE COMMERCE COMMISSION	901		2	2		Y	Y	Y	Y	Y
NATL AERONAUTICS & SPACE AGENCY HEADQUARTERS, TECHNICAL LIB	902	1	1	1	2	Y	Y	Y	Y	Y
GODDARD SPACE FLIGHT CENTER	902	1	1		2	Y	Y	Y	Y	Y
NATL LABOR RELATIONS BOARD <sup>19/</sup>	903					Y	Y	Y	Y	Y
NATL SCIENCE FOUNDATION	904		2	2	2	Y	Y	Y	Y	Y
RAILROAD RETIREMENT BOARD	906		2	1		Y	Y	Y	Y	Y
SELECTIVE SERVICE SYSTEM NATIONAL HEADQUARTERS	908	2	2	2	2	Y	Y	Y	Y	Y
SMALL BUSINESS ADMINISTRATION REFERENCE LIBRARY	909					Y	Y	Y	Y	Y
SMITHSONIAN INSTITUTION	910	1	1	1	1	Y	Y	Y	Y	Y
FREER GALLERY OF ART	910					Y	N	Y	Y	Y
NATL GALLERY OF ART	910	2	1	2		Y	Y	Y	Y	Y
TAX COURT OF THE US <sup>20/</sup>	913		2	2		Y	N	Y	Y	Y
CIVIL SERVICE COMMISSION	916					Y	Y	Y	Y	Y
US INFORMATION AGENCY	926	1	2	2		Y	Y	Y	Y	Y
VA HOSPITAL, WASHINGTON DC	928		2			N	Y	Y	Y	Y
VETERANS ADMINISTRATION LAW LIBRARY	928		2	2		Y	Y	Y	Y	Y
VETERANS ADMINISTRATION MED & GEN REFERENCE LIBRARY	928	2	2	2	2	N	N	Y	Y	Y

LIBRARIES, BY LIBRARY, FISCAL YEAR 1965 - WASHINGTON METROPOLITAN AREA  
 the numeral 2 indicates available through central facility. In columns 7-21 the letter Y indicates activity performed.

ACTIVITIES											NAME AND TYPE OF LIBRARY
PREPARA- TION OF ACQUI- SITION LISTS	COMPILA- TION OF BIBLIOG- RAPHIES	PREPARA- TION OF AB- STRACTS	PREPARA- TION OF TRANSLA- TIONS	G.P.O. DEPOS- ITORY	DOCU- MENTS DEPOS. FOR OTHER AGEN- CIES	DOCUMENTS DEPOS. FOR OTHER REPORT SERIES	OTHER SER- VICES	GENERAL READING COLLEC- TION	REGULAR PUBLICA- TION		
12	13	14	15	16	17	18	19	20	21	22	
NAVY (continued)											
Y	Y	Y	Y	N	N	Y	Y	N	Y	NAVAL SHIP SYSTEMS COMMAND TECHNICAL LIBRARY #SHIPS-2021b	
Y	Y	N	N	N	N	N	Y	N	Y	DAVID TAYLOR MODEL BASIN CENTRAL LIBRARY	
Y	Y	N	N	N	N	N	N	N	N	BUREAU OF YARDS & DOCKS TECHNICAL LIBRARY	
Y	Y	N	N	N	N	N	Y	N	Y	NAVY BUREAU OF SUPPLIES & ACCTS EDWARD RHODES STITT LIBRARY	
Y	Y	Y	Y	N	N	N	Y	N	Y	NAVAL MEDICAL SCHOOL NAVAL MEDICAL RESEARCH INST	
Y	Y	N	N	N	N	N	N	N	N	TECHNICAL REFERENCE LIBRARY BUREAU OF NAVAL PERSONNEL	
Y	Y			N	N	N	Y	N	Y	TECHNICAL LIBRARY	
N	N	N	N	N	N	N	Y	N	N	NAVAL PERSONNEL PROGRAM SUPPORT PERSONNEL RESEARCH LAB TECH LIB	
Y	Y	Y	N	N	N	N	Y	N	N	NAVAL PERSONNEL PROGRAM SUPPORT TRAINING PUBLICATIONS DIVISION	
Y	Y	N	Y	N	N	N	Y	N	Y	NAVAL RESEARCH LAB TECHNICAL LIBRARY	
Y	Y	N	N	Y	N	N	Y	N	Y	OFFICE OF THE NAVY JUDGE ADVOCATE GENERAL LIBRARY	
AIR FORCE											
N	Y	N	N	N	N	Y	Y	N	N	AIR FORCE OFFICE OF SCIENTIFIC RESEARCH	
	Y									AIR FORCE SYSTEMS COMMAND HEADQUARTERS LIBRARY	
DOD AGENCIES											
Y	Y	Y	N	N	N	Y	N	N	Y	DEFENSE ATOMIC SUPPORT AGENCY TECHNICAL LIBRARY	
Y	Y	N	Y	N	N	Y	N	N	N	DEFENSE INTELLIGENCE AGENCY INTELLIGENCE LIBRARY	
Y	Y	Y	N	N	Y	Y	Y	N	Y	NAVAL DEFENSE INTELLIGENCE SCH NAVAL STA ANACOSTIA ANNEX	
Y	N	N	N	N	N	N	N	N	N	DEFENSE DOCUMENTATION CENTER TECHNICAL REFERENCE LIBRARY	
Y	Y	N	N	N	N	N	N	N	N	DEF SUPPLY AGENCY, CAMERON STA	
OTHER AGENCIES											
Y	Y	N	N	N	N	N	N	N	N	GENERAL ACCOUNTING OFFICE LAW LIBRARY	
Y	Y	Y	Y	N	N	N	N	N	N	SUPREME COURT	
Y	Y	N	N	Y	Y	N	Y	N	N	BUREAU OF THE BUDGET	
Y	Y	N	N	Y	Y	N	Y	N	N	ATOMIC ENERGY COMMISSION ATOMIC ENERGY COMMISSION	
	Y	N	N					N	N	LAW LIBRARY	
Y	Y	Y	N	N	N	N	N	N	N	CIVIL AERONAUTICS BOARD	
N	Y	Y	N	N	N	N	N	N	N	EXPORT-IMPORT BANK OF WASH	
Y	Y	N	N	N	N	N	Y	N	Y	FEDERAL AVIATION AGENCY	
Y	Y	N	N	N	N	N	N	N	Y	FEDERAL COMMUNICATIONS COMM	
Y	Y	N	N	N	N	N	N	N	N	FEDERAL DEPOSIT INS CORP	
FEDERAL HOME LOAN BANK BOARD											
Y	N	N	N	N	N	N	N	N	N	LAW LIBRARY	
Y	Y	N	N	N	N	N	N	N	N	FEDERAL HOME LOAN BANK BOARD OFFICE OF RESEARCH & HOME FIN	
Y	Y	N	N	N	N	N	N	N	Y	FEDERAL RESERVE SYSTEM RESEARCH LIBRARY	
Y	Y									FEDERAL TRADE COMMISSION	
Y	Y	Y	N	N	N	N	N	N	Y	GENERAL SERVICES ADMINISTRATION CENTRAL OFFICE LIBRARY	
Y	Y	N	N	N	N	N	N	N	Y	INTERSTATE COMMERCE COMMISSION NATL AERONAUTICS & SPACE AGENCY	
Y	Y	N	Y	N	N	N	Y	N	N	HEADQUARTERS, TECHNICAL LIB	
Y	Y	N	Y	N	N	N	Y	N	Y	GODDARD SPACE FLIGHT CENTER	
Y	N	N	N	N	N	N	Y	Y	Y	NATL LABOR RELATIONS BOARD	
Y	Y	N	N	N	N	N	Y	Y	Y	NATL SCIENCE FOUNDATION	
Y	Y	N	N	N	N	N	Y	N	Y	RAILROAD RETIREMENT BOARD	
Y	Y	Y	Y	N	N	N	Y	N	Y	SELECTIVE SERVICE SYSTEM NATIONAL HEADQUARTERS	
Y	Y	Y	Y	N	N	N	Y	N	Y	SMALL BUSINESS ADMINISTRATION REFERENCE LIBRARY	
Y	Y	N	N	N	N	N	N	N	N	SMITHSONIAN INSTITUTION	
Y	Y	N	N	N	N	N	N	N	N	FREER GALLERY OF ART	
N	Y	N	N	N	N	N	N	N	N	NATL GALLERY OF ART	
Y	Y	Y	Y	Y	N	Y	Y	N	Y	TAX COURT OF THE US	
Y	Y	N	N	N	N	N	Y	N	Y	CIVIL SERVICE COMMISSION	
N	Y	N	N	N	N	N	Y	Y	Y	US INFORMATION AGENCY	
Y				N	N	N		N	N	VA HOSPITAL, WASHINGTON DC VETERANS ADMINISTRATION	
Y				N	N	N		N	N	LAW LIBRARY	
Y	Y	N	N	N	N	N	N	Y	Y	VETERANS ADMINISTRATION MED & GEN REFERENCE LIBRARY	

TABLE 3B - SELECTED DATA ON EQUIPMENT AND ACTIVITIES OF SPECIAL FEDERAL LIBRARIES,

(In column 2, the numerals refer to the agency code in Appendix 1. In columns 3-6 the numeral 1 indicates available in library.

NAME AND TYPE OF LIBRARY	AGENCY CODE	EQUIPMENT USED IN LIBRARIES					LIBRARY			
		MICRO-PRINT READING	DUPLI-CATING	OFFICE COPYING AND MISCEL-LANEOUS	DATA PROC. AND/OR INFO. STORAGE & RETRIEVAL	CAT. AND CLAS. OF COLLEC-TION	ROUT-ING OF NEW JOUR-NALS	CIRCULA-TION OF LIBRARY MAT-ERIALS	REFERENCE AND IN-FORMATION SERVICE	INTER-LIBRARY LOAN
1	2	3	4	5	6	7	8	9	10	11
<b>ALABAMA</b>										
TUSCALOOSA METALLURGY RES LAB	623	1	1	1		Y	Y	Y	Y	Y
MISSILE & MUNITIONS CENTER SCH										
TECHNICAL LIBRARY	237	2	2			Y	Y	Y	Y	Y
NOBLE ARMY HOSPITAL	261		2	1		Y	Y	Y	Y	Y
REDSTONE SCIENTIFIC INFO CENTER	267	1	1	1	1	Y	Y	Y	Y	Y
MAXWELL AIR FORCE HOSPITAL	448					Y	N	Y	Y	Y
VA HOSPITAL, BIRMINGHAM	947		2	2		N	Y	Y	Y	Y
VA HOSPITAL, TUSCALOOSA	947									
VA HOSPITAL, TUSKEGEE	947		2	2		N	N	Y	Y	Y
<b>ARIZONA</b>										
NATL PARK SERVICE										
SOUTHWEST ARCHEOL CENTER 1/	621	1		1		Y	Y	Y	Y	Y
VA HOSPITAL, TUCSON	947		2			N	N	Y	Y	Y
<b>ARKANSAS</b>										
VA HOSPITAL, LITTLE ROCK	947		2	2	2	N	Y	Y	Y	Y
<b>CALIFORNIA</b>										
PACIFIC SW FOREST SERVICE										
FOREST & RANGE EXPERIMENT STA	683	1	2	1	2	Y	Y	Y	Y	Y
AGRICULTURAL RESEARCH SERVICE										
WESTERN REG RESEARCH LAB	697		2	2		Y	Y	Y	Y	Y
PUBLIC HEALTH SERVICE										
HOSPITAL, SAN FRANCISCO	805		2	2		Y	Y	Y	Y	Y
FLEET COMPUTER PROGRAM CENTER										
PACIFIC TECHNICAL LIBRARY	303			2		Y	Y	Y	Y	Y
NAVAL ORD TEST STATION, CHINA LK	305	1		1	2	Y	N	Y	Y	Y
NAVAL ORDNANCE LAB, CORONA	305					Y	N	Y	Y	Y
PASADENA NAVAL ORDNANCE TEST STA	305	1	2	2	2	Y	Y	Y	Y	Y
PT MUGU NAVAL MISSILE CENTER	305					Y	Y	Y	Y	Y
NAVY ELECTRONICS LAB, SAN DIEGO	305	1	2	1	2	Y	N	Y	Y	Y
NAVAL RADIOLOGICAL DEFENSF LAB	305	1	2	2		Y	Y	Y	Y	Y
NAVAL CIVIL ENG LAB, PT HUENEME 2/	309					Y	N	Y	Y	Y
CIVIL ENGINEER CORPS OFFICERS										
NAVAL SCHOOL	309					Y	Y	Y	Y	Y
SAN FRANCISCO BAY NAVAL SHIPYD										
SHIPYARD TECH LIB 247A7	309					Y	Y	Y	Y	Y
NAVAL SUPPLY CENTFR, OAKLAND										
TECHNICAL LIBRARY	311	1	2	1	2	Y	Y	Y	Y	Y
NAVAL HOSPITAL, OAKLAND	313					Y	Y	Y	Y	Y
NAVAL HOSPITAL, SAN DIEGO	313					Y	Y	Y	Y	Y
NAVAL PERSONNEL RES ACTIVITY										
SAN DIEGO	315		2	2		Y	N	Y	Y	Y
NAVAL POSTGRAD SCHOOL, MONTFREY	315		2	1	2	Y	Y	Y	Y	Y
NAVAL TRAINING CENTER, SAN DIEGO	317		2			Y		Y	Y	Y
NAVAL AMPHIBIOLS BASE, CORONADO	341		1			Y		Y	Y	Y
MCAS EL TORO	341					Y	N	Y	Y	Y
WESTERN LIBRARY SERVICE CENTER	438					Y		Y	Y	Y
SHAMA BASE LIBRARY	452		1			Y	Y	Y	Y	Y
AIR FORCE FLIGHT TEST CENTER										
EDWARDS AIR FORCE BASE 3/	454	1	2	2	2	Y	Y	Y	Y	Y
SPACE SYSTEMS DIVISION										
TECHNICAL LIBRARY AFL 2822	454		2	2	2	Y	Y	Y	Y	Y
DEF LANGUAGE INST WEST CST BR	479					Y	N	Y	Y	Y
9TH CIRCUIT COURT OF APPEALS	072					Y	Y	Y	Y	Y
NASA AMES RESEARCH CENTER	902	1	1			Y	Y	Y	Y	Y
VA HOSPITAL, FRESNO	947					Y	Y	Y	Y	Y
VETERANS HOSPITAL, LIVERMORE	947					Y	Y	Y	Y	Y
VA HOSPITAL, LONG BEACH	947		2	1	2	N	Y	Y	Y	Y
VA HOSPITAL, SEPULVEDA	947		2	2		Y	Y	Y	Y	Y
VA HOSPITAL, MARTINEZ	947			2		Y	Y	Y	Y	Y
VA HOSPITAL, SAN FRANCISCO	947	1	2			N	Y	Y	Y	Y
VA HOSPITAL, PALO ALTO	947		2	2		N	N		Y	Y
<b>COLORADO</b>										
GEOLOGICAL SURVEY, DENVER	624	1	1	2		Y	N	Y	Y	Y
BUREAU OF RECLAMATION	631		2	1	2	Y	Y	Y	Y	Y
ENVIROM SCIENCE SERV ADMIN										
BOULDER LABORATORIES LIBRARY	732	1	2	1	2	Y	Y	Y	Y	Y
AIR FORCE ACCT & FIN CTR, DENVER	476		2	2	2	Y	Y	Y	Y	Y
<b>CONNECTICLT</b>										
SUBMARINE BASE, GROTON										
SUBMARINE MEDICAL CENTER	307					Y	Y	Y	Y	Y
VA HOSPITAL, NEWINGTON	947					N	Y	Y	Y	Y
VA HOSPITAL, WEST HAVEN	947	1	1	1		Y	Y	Y	Y	Y

BY LIBRARY, FISCAL YEAR 1965 - U.S., BY STATE, EXCLUDING WASHINGTON METROPOLITAN AREA

the numeral 2 indicates available through central facility.) (For footnotes, see page 73.)

ACTIVITIES											NAME AND TYPE OF LIBRARY
PREPARA- TION OF ACQUI- SITION LISTS	COMPILA- TION OF BIBLIOG- RAPHIES	PREPARA- TION OF AB- STRACTS	PREPARA- TION OF TRANSLA- TIONS	G.P.O. DEPOS- ITORY	DOCU- MENTS DEPOS. FOR OTHER AGEN- CIES	DOCUMENTS DEPOS. FOR OTHER REPORT SERIES	OTHER SER- VICES	GENERAL READING COLLEC- TION	REGULAR PUBLICA- TION		
12	13	14	15	16	17	18	19	20	21	22	
ALABAMA											
Y	N	N	N	N	N	N		N	N	TUSCALOOSA METALLURGY RES LAB	
Y	Y	Y	N	N	N	N		N	Y	MISSILE & MUNITIONS CENTER SCH TECHNICAL LIBRARY	
Y	Y	Y	N	N	N	N	N	Y	Y	NOBLE ARMY HOSPITAL	
Y	Y	N	N	N	N	N		N		REDSTONE SCIENTIFIC INFO CENTER	
N	Y	N	N	N	N	N	Y	Y	N	MAXWELL AIR FORCE HOSPITAL VA HOSPITAL, BIRMINGHAM	
N	Y	N	N	N	N	N		Y	N	VA HOSPITAL, TUSCALOOSA VA HOSPITAL, TUSKEGEE	
ARIZONA											
Y	Y	Y	N	N	N	N	Y	N	Y	NATL PARK SERVICE	
Y	Y	N	N	N	N	N		Y	Y	SOUTHWEST ARCHEOL CENTER VA HOSPITAL, TUCZON	
ARKANSAS											
Y	Y	N	N	N	N	N		Y		VA HOSPITAL, LITTLE ROCK	
CALIFORNIA											
Y					Y				Y	PACIFIC SW FOREST SERVICE FOREST & RANGE EXPERIMENT STA	
Y	Y	N	Y	N	N	N	N	N	Y	AGRICULTURAL RESEARCH SERVICE WESTERN REG RESEARCH LAB	
N	Y	N	N	N	N	N	N	N	N	PUBLIC HEALTH SERVICE HOSPITAL, SAN FRANCISCO	
Y	Y	N	N	N	N	N	N	N	N	FLEET COMPUTER PROGRAM CENTER PACIFIC TECHNICAL LIBRARY	
Y	Y	N	N	N	N	N	Y	N	Y	NAVAL ORD TEST STATION, CHINA LK	
Y	Y	Y	N	N	N	N		N	Y	NAVAL ORDNANCE LAB, CORONA	
Y	Y	N	N	N	N	Y	Y	N	N	PASADENA NAVAL ORDNANCE TEST STA	
Y	Y	N	Y	N	N	N		N	Y	PT MUGU NAVAL MISSILE CENTER	
Y	Y	Y	N	N	N	N	Y	N	Y	NAVY ELECTRONICS LAB, SAN DIEGO	
Y	Y	Y	N	N	N	N	Y	N	N	NAVAL RADIOLOGICAL DEFENSE LAB	
Y	Y	Y	Y	N	N	Y	Y	N	N	NAVAL CIVIL ENG LAB, PT HUENEME CIVIL ENGINEER CORPS OFFICERS	
Y	Y	N	N	N	N	N		N	N	NAVAL SCHOOL SAN FRANCISCO BAY NAVAL SHIPYD SHIPYARD TECH LIB 247A7	
	Y						Y	N	N	NAVAL SUPPLY CENTER, OAKLAND TECHNICAL LIBRARY	
Y	N	N	N	N	N	N	Y	N	N	NAVAL HOSPITAL, OAKLAND	
Y	Y	N	N	N	N	N	N	N	N	NAVAL HOSPITAL, SAN DIEGO	
Y	Y	N	N	N	N	N	Y	N	Y	NAVAL PERSONNEL RES ACTIVITY SAN DIEGO	
Y	Y	Y	Y	Y	N	N		Y	Y	NAVAL POSTGRAD SCHOOL, MONTEREY	
Y	N	N	N	N	N	N	Y	Y	Y	NAVAL TRAINING CENTER, SAN DIEGO	
Y	Y	N	N	N	N	N		Y	Y	NAVAL AMPHIBIOUS BASE, CORONADO	
Y	Y	N	N	N	N	N		Y	N	MCAS EL IORO WESTERN LIBRARY SERVICE CENTER	
Y	Y	N	N	N	N	N	Y	Y	N	SMAMA BASE LIBRARY	
Y	Y	N	N	N	N	Y	Y	N	Y	AIR FORCE FLIGHT TEST CENTER EDWARDS AIR FORCE BASE	
N	Y	N	N	N	Y	Y	Y	Y	N	SPACE SYSTEMS DIVISION TECHNICAL LIBRARY AFL 2822	
Y	Y	N	N	N	N	N	N	N	N	DEF LANGUAGE INST WEST CST BR	
Y	Y	Y	N	N	N	N	N	N	Y	9TH CIRCUIT COURT OF APPEALS	
N	N	N	N	N	N	N	N	N	N	NASA AMES RESEARCH CENTER	
Y	Y	Y	N	N	N	N	Y	Y	N	VA HOSPITAL, FRESNO	
Y	Y	Y	Y	N	N	N	Y	Y	Y	VETERANS HOSPITAL, LIVERMORE	
N	Y	N	N	N	N	N	Y	N	N	VA HOSPITAL, LONG BEACH	
Y	Y	Y	N	N	N	Y		Y	N	VA HOSPITAL, SEPULVEDA	
Y	Y	N	N	N	N	N	N	Y	N	VA HOSPITAL, MARTINEZ	
N	Y	N	N	N	N	N	N	Y	N	VA HOSPITAL, SAN FRANCISCO	
Y	Y	N	N	N	N	N	N	Y	N	VA HOSPITAL, PALO ALTO	
COLORADO											
Y	N	N	Y	Y	N	Y	N	N	Y	GEOLOGICAL SURVEY, DENVER	
Y	Y	N	Y	Y	N	N	Y	N	Y	BUREAU OF RECLAMATION	
Y	Y	Y	N	N	Y	Y	Y	N	Y	ENVIRON SCIENCE SERV ADMIN	
Y	Y	N	N	N	N	N	Y	Y	N	BOULDER LABORATORIES LIBRARY AIR FORCE ACCT & FIN CTR, DENVER	
CONNECTICUT											
Y	N	N	N	N	N	N		N	N	SUBMARINE BASE, GROTON	
Y	Y	N	N	N	N	N		Y	N	SUBMARINE MEDICAL CENTER	
Y	Y	Y	Y	N	N	N	Y	Y	Y	VA HOSPITAL, NEWINGTON	
										VA HOSPITAL, WEST HAVEN	

TABLE 3B - SELECTED DATA ON EQUIPMENT AND ACTIVITIES OF SPECIAL FEDERAL LIBRARIES,

(In column 2, the numerals refer to the agency code in Appendix 1. In columns 3-6 the numeral 1 indicates available in library.)

NAME AND TYPE OF LIBRARY	AGENCY CODE	EQUIPMENT USED IN LIBRARIES					LIBRARY			
		MICRO-PRINT READING	DUPLI-CATING	OFFICE COPYING AND MISCELLANEOUS	DATA PROC. AND/OR INFO. STORAGE & RETRIEVAL	CAT. AND CLAS. OF COLLEC-TION	ROUT-ING OF NEW JOUR-NALS	CIRCULA-TION OF LIBRARY MATE-RIALS	REFERENCE AND IN-FORMATION SERVICE	INTER-LIBRARY LOAN
1	2	3	4	5	6	7	8	9	10	11
DELAWARE										
VETERANS HOSPITAL, WILMINGTON	947	1		2	2	Y	Y	Y	Y	Y
FLORIDA										
NAVAL AIR STATION, JACKSONVILLE										
TECH FILES & LIB BRANCH	297	1	2	2		Y	N	Y	Y	N
NAVY MINE DEFENSE LAB	305					Y	Y	Y	Y	Y
AIR PROVING GROUND CENTER										
EGLIN AFB TECH LIB	460					Y	N	Y	Y	Y
KENNEDY SPACE CENTER	902	1				Y	Y	Y	Y	Y
VA HOSPITAL, CCRAL GABLES	947					N	Y	Y	Y	Y
GEORGIA										
PUBLIC HEALTH SERVICE										
COMM DISEASE CENTER, ATLANTA	805	1	2	2		Y	Y	Y	Y	Y
PUBLIC HEALTH CENTER, ATLANTA										
MEDICAL AV REFERENCE ROOM	805		2			Y	Y	Y	Y	Y
MUMRKO DIV 4, FORT BENNING	188	1	2	1		Y	N	Y	Y	Y
ARMY SOUTHEAST SIGNAL SCHOOL	259		2			Y	Y	Y	Y	Y
MARTIN ARMY HOSPITAL	261					Y	Y	Y	Y	Y
HQ CONTINENTAL AIR COMMAND										
ROBINS AIR FORCE BASE	460		2			Y	N	Y	Y	Y
VA HOSPITAL, ATLANTA	947					N	Y	Y	Y	Y
VA HOSPITAL, ALGUSTA										
FOREST HILLS DIVISION	947		2	2	2	N	Y	Y	Y	Y
VA HOSPITAL, ALGUSTA										
LENWOOD DIVISION	947					N	Y	Y	Y	Y
VA CENTER, DUBLIN	947					N	Y	Y	Y	Y
IDAHO										
VA CENTER, BOISE	947					N	Y	Y	Y	Y
ILLINOIS										
OFFICE OF US ATTORNEY, CHICAGO	532							Y	Y	Y
DEPT OF AGRICULTURE										
NORTHERN UTILIZATION RES & DEV	697	1	2	1		Y	Y	Y	Y	Y
BUREAU OF YARDS & DOCKS										
MIDWEST DIVISION LIBRARY	309					Y	Y	Y	Y	Y
GREAT LAKES NAVAL HOSPITAL										
MEDICAL LIBRARY	313					Y	Y	Y	Y	Y
CHAMUTE AIR FORCE BASE LIB	364					Y	Y	Y	Y	Y
US COURTS, CHICAGO	072							Y	Y	Y
RAILROAD RETIREMENT BOARD	906		2	2	2	Y	Y	Y	Y	Y
VETERANS ADMIN, CHICAGO										
RESEARCH HOSPITAL LIBRARY	947					N	Y	Y	Y	Y
VETERANS ADMINISTRATION										
WESTSIDE HOSPITAL LIBRARY	947	2	2	2		N	Y	Y	Y	Y
VA HOSPITAL, DOWNEY	947	1		2		N	Y	Y	Y	Y
VA HOSPITAL, HIMES	947	1	1	2	2	N	Y	Y	Y	Y
INDIANA										
NAVAL AVIONICS FACILITY, INDOPLS	297	1		1		Y	Y	Y	Y	Y
CRANE NAVAL AMMUNITION DEPOT	305	1	1	1	2	Y	Y	Y	Y	Y
VA HOSPITAL, FORT WAYNE	947		2	2		Y	Y	Y	Y	Y
VA HOSPITAL, INDIANAPOLIS	947							Y	Y	Y
VA MEDICAL LIBRARY, MARION	947					Y	Y	Y	Y	Y
IOWA										
NATL ANIMAL DISEASE LAB	697	1	1		2	Y	N	Y	Y	Y
AMES LABORATORY DOCUMENT LIB	862	1	1	1		N	Y	Y	Y	Y
VA HOSPITAL, IGWA CITY	947		1	1		Y	Y	Y	Y	Y
VA CENTER, DES MOINES	947		2	2	2	N	Y	Y	Y	Y
KANSAS										
VA HOSPITAL TOPEKA	947	1	1		2	N	Y	Y	Y	Y
VA CENTER, WADSWORTH	947					N	N	Y	Y	Y
KENTUCKY										
PUB HEALTH SERV HOSPITAL, LEXINGTON	805					Y	Y	Y	Y	Y
NAVAL ORD PLANT, IROQUOIS STA	305					Y	N	Y	Y	Y
VA HOSPITAL, LEXINGTON	947	1		2		N	Y	Y	Y	Y
VA HOSPITAL, LCVISVILLE	947			2		N	Y	Y	Y	Y
LOUISIANA										
SOUTHERN FOREST EXPR STA	683		2	2		N	Y	Y	Y	Y
PUB HEALTH SERV HOSPITAL, NEW ORLEANS	805					Y	Y	Y	Y	Y
VA HOSPITAL, ALEXANDRIA	947		2	2	2	N	Y	Y	Y	Y

BY LIBRARY, FISCAL YEAR 1965 - U.S., BY STATE, EXCLUDING WASHINGTON METROPOLITAN AREA  
 the numeral 2 indicates available through central facility.) (For footnotes, see page 73.)

ACTIVITIES										NAME AND TYPE OF LIBRARY
PREPARATION OF ACQUISITION LISTS	COMPILATION OF BIBLIOGRAPHIES	PREPARATION OF ABSTRACTS	PREPARATION OF TRANSLATIONS	G.P.O. DEPOSITORY	DOCUMENTS DEPOS. FOR OTHER AGENCIES	DOCUMENTS DEPOS. FOR OTHER REPORT SERIES	OTHER SERVICES	GENERAL READING COLLECTION	REGULAR PUBLICATION	
12	13	14	15	16	17	18	19	20	21	
DELAWARE										
Y	Y	N	N	N	N	N	N	Y	Y	VETERANS HOSPITAL, WILMINGTON
FLORIDA										
Y	N	N	N	N	N	N	N	N	N	NAVAL AIR STATION, JACKSONVILLE
Y	Y	N	N	N	N	Y	N	N	N	TECH FILES & LIB BRANCH
Y	Y	N	N	N	N	Y	Y	N	Y	NAVY MINE DEFENSE LAB
Y	Y	Y	N	N	Y	Y	Y	N	Y	AIR PROVING GROUND CENTER
Y	Y	N	N	N	N	N	Y	N	Y	EGLIN AFB TECH LIB
Y	Y	N	N	N	N	N	Y	Y	Y	KENNEDY SPACE CENTER
Y	Y	N	N	N	N	N	Y	Y	Y	VA HOSPITAL, CORAL GABLES
GEORGIA										
Y	Y	Y	Y	N	N	N	Y	N	Y	PUBLIC HEALTH SERVICE
Y	Y	N	N	N	N	N	Y	N	N	COMM DISEASE CENTER, ATLANTA
Y	Y	N	Y	N	N	N	N	N	Y	PUBLIC HEALTH CENTER, ATLANTA
Y	Y	N	N	N	N	N	N	N	N	MEDICAL AV REFERENCE ROOM
Y	Y	N	N	N	N	N	N	N	N	HUMRRO DIV 4, FORT BENNING
Y	Y	Y	Y	N	N	N	Y	N	Y	ARMY SOUTHEAST SIGNAL SCHOOL
Y	Y	N	N	N	N	N	N	N	N	MARTIN ARMY HOSPITAL
Y	Y	N	N	N	N	N	N	N	N	HQ CONTINENTAL AIR COMMAND
Y	Y	N	Y	N	N	N	N	Y	N	ROBINS AIR FORCE BASE
Y	Y	Y	N	N	N	N	Y	Y	Y	VA HOSPITAL, ATLANTA
Y	Y	Y	N	N	N	N	Y	Y	Y	VA HOSPITAL, AUGUSTA
Y	Y	N	N	N	N	N	N	Y	Y	FOREST HILLS DIVISION
Y	Y	Y	N	N	N	N	N	Y	Y	VA HOSPITAL, AUGUSTA
Y	Y	Y	N	N	N	N	N	Y	N	LENWOOD DIVISION
Y	Y	Y	N	N	N	N	N	Y	N	VA CENTER, DUBLIN
IDAHO										
Y	Y	N	N	N	N	N	N	Y	N	VA CENTER, BOISE
ILLINOIS										
Y	Y	N	N	N	N	N	N	N	Y	OFFICE OF US ATTORNEY, CHICAGO
Y	Y	N	N	N	N	N	N	N	Y	DEPT OF AGRICULTURE
Y	Y	N	N	N	N	N	Y	Y	Y	NORTHERN UTILIZATION RES & DEV
Y	Y	N	N	N	N	N	Y	Y	Y	BUREAU OF YARDS & DOCKS
Y	Y	N	N	N	N	N	N	N	N	MIDWEST DIVISION LIBRARY
Y	Y	N	N	N	N	N	N	N	N	GREAT LAKES NAVAL HOSPITAL
Y	Y	N	N	N	N	N	N	N	N	MEDICAL LIBRARY
Y	Y	N	N	N	N	N	N	Y	Y	CHANUTE AIR FORCE BASE LIB
Y	Y	N	N	N	N	N	Y	N	N	US COURTS, CHICAGO
Y	Y	N	N	N	N	N	N	Y	N	RAILROAD RETIREMENT BOARD
Y	Y	N	N	N	N	N	N	Y	N	VETERANS ADMIN, CHICAGO
Y	Y	N	N	N	N	N	N	Y	Y	RESEARCH HOSPITAL LIBRARY
Y	Y	N	N	N	N	N	N	Y	Y	VETERANS ADMINISTRATION
Y	Y	N	N	N	N	N	N	N	Y	WESTSIDE HOSPITAL LIBRARY
Y	Y	N	N	N	N	N	N	Y	Y	VA HOSPITAL, DOWNEY
Y	Y	N	N	N	N	N	Y	Y	Y	VA HOSPITAL, HINES
INDIANA										
N	Y	Y	Y	N	N	N	Y	N	Y	NAVAL AVIONICS FACILITY, INDPLS
N	N	N	N	N	N	N	N	N	N	CRANE NAVAL AMMUNITION DEPOT
Y	Y	N	N	N	N	N	Y	Y	N	VA HOSPITAL, FORT WAYNE
Y	Y	N	N	N	N	N	N	N	N	VA HOSPITAL, INDIANAPOLIS
N	Y	N	N	N	N	N	Y	Y	N	VA MEDICAL LIBRARY, MARION
IOWA										
Y	Y	Y	Y	N	Y	N	Y	N	Y	NATL ANIMAL DISEASE LAB
N	N	N	Y	N	N	N	Y	N	N	AMES LABORATORY DOCUMENT LIB
Y	Y	N	N	N	N	N	N	Y	N	VA HOSPITAL, IOWA CITY
Y	Y	N	N	N	N	N	Y	Y	Y	VA CENTER, DES MOINES
KANSAS										
Y	Y	N	N	N	N	Y	N	Y	Y	VA HOSPITAL TOPEKA
Y	Y	N	N	N	N	N	N	Y	Y	VA CENTER, WADSWORTH
KENTUCKY										
Y	Y	N	N	N	N	N	N	Y	N	PUB HEALTH SERV HOSPITAL,
Y	Y	N	N	N	N	Y	N	N	N	LEXINGTON
Y	Y	Y	Y	N	N	N	Y	Y	N	NAVAL ORD PLANT, IRAGOUIS STA
Y	Y	N	N	N	N	N	N	Y	N	VA HOSPITAL, LEXINGTON
Y	Y	N	N	N	N	N	N	Y	N	VA HOSPITAL, LOUISVILLE
LOUISIANA										
Y	Y	N	N	N	N	N	N	N	Y	SOUTHERN FOREST EXPR STA
Y	Y	N	N	N	N	N	N	N	N	PUB HEALTH SERV HOSPITAL,
Y	Y	Y	Y	N	N	N	N	Y	N	NEW ORLEANS
Y	Y	Y	Y	N	N	N	N	Y	N	VA HOSPITAL, ALEXANDRIA

TABLE 3B - SELECTED DATA ON EQUIPMENT AND ACTIVITIES OF SPECIAL FEDERAL LIBRARIES,

(In column 2, the numerals refer to the agency code in Appendix 1. In columns 3-6 the numeral 1 indicates available in library.)

NAME AND TYPE OF LIBRARY	AGENCY CODE	EQUIPMENT USED IN LIBRARIES				LIBRARY				
		MICRO-PRINT READING	DUPLI-CATING	OFFICE COPYING AND MISCEL-LANEOUS	DATA PROC. AND/OR INFO. STORAGE & RETRIEVAL	CAT. AND CLAS. OF COLLEC-TION	ROUT-ING OF NEW JOUR-NALS	CIRCULA-TION OF LIBRARY MATE-RIALS	REFERENCE AND IN-FORMATION SERVICE	INTER-LIBRARY LOAN
1	2	3	4	5	6	7	8	9	10	11
MAINE										
VA CENTER, TOGUS	947	2	2	2		N	N	Y	Y	Y
MARYLAND										
PUB HEALTH SERV HOSP, BALTIMORE	805					Y	Y	Y	Y	Y
SOCIAL SECURITY ADMINISTRATION	818	1		2		Y	Y	Y	Y	Y
NAVY MARINE ENGINEERING LAB	307					Y	Y	Y	Y	Y
VA HOSPITAL, FORT HOWARD	947	1				N	Y	Y	Y	Y
VA HOSPITAL, PERRY POINT	947					N	Y	Y	Y	Y
MASSACHUSETTS										
BUREAU OF COMMERCIAL FISHERIES						Y	N	N	Y	Y
BIOLOGICAL LAB, WOODS HOLE	621		2	2		Y	N	Y	Y	Y
ARMY NATICK LABORATORIES	237					Y	N	Y	Y	Y
ARMY SECURITY AGENCY SCHOOL	273	1	2	2	2	Y	Y	Y	Y	Y
BOSTON NAVAL SHIPYARD	309					Y	Y	Y	Y	Y
CHELSEA NAVAL HOSPITAL	313					Y	Y	Y	Y	Y
BOSTON OFF OF NAVAL RESEARCH	317	1	2	1		Y	Y	Y	Y	Y
LAURENCE G HANSCOM FIELD						Y	N	Y	Y	Y
BASE LIBRARY AFL 2835	444					Y	N	Y	Y	Y
AFRL, L G HANSCOM FIELD 6/	444	1		1	1	Y	N	Y	Y	Y
SMITHSONIAN INSTITUTION						Y	Y	Y	Y	Y
ASTROPHYSICAL OBSERVATORY LIB	910	1		2		Y	Y	Y	Y	Y
VA HOSPITAL, BEDFORD	947			2	2	N	N	Y	Y	Y
VA HOSPITAL, BOSTON	947	1	2	2		N	Y	Y	Y	Y
VA HOSPITAL, BROCKTON	947					Y	Y	Y	Y	Y
VA HOSPITAL, NORTHAMPTON	947					N	Y	Y	Y	Y
VA HOSPITAL, WEST ROXBURY	947		2	2		Y	Y	Y	Y	Y
MICHIGAN										
DEFENSE LOGISTICS SERV CTR	489					Y	Y	Y	Y	Y
VA HOSPITAL, DEARBORN	947					N	Y	Y	Y	Y
MINNESOTA										
BUREAU OF MINES						Y	Y	Y	Y	Y
TWIN CITIES RES CTRS	623	1	1	1		Y	Y	Y	Y	Y
VA HOSPITAL, MINNEAPOLIS	947	1	2	2	2	N	N	Y	Y	Y
VA HOSPITAL, ST CLOUD	947		2	1	2	Y	Y	Y	Y	Y
MISSISSIPPI										
ARMY ENGINEER WATERWAYS EXPERIMENT STATION, VICKSBURG	261	1	2	1		Y	Y	Y	Y	Y
VA CENTER, JACKSON	947	2	2	2		N	Y	Y	Y	Y
MISSOURI										
AERONAUTICAL CHART & INFO CTR	476	2	2	1		Y	Y	Y	Y	Y
VA HOSPITAL, KANSAS CITY	947					N	N	Y	Y	Y
VA HOSPITAL, POPLAR BLUFF	947					N	Y	Y	Y	Y
VA HOSPITAL, ST LOUIS	947					N	N	Y	Y	Y
MONTANA										
PUBLIC HEALTH SERVICE						Y	Y	Y	Y	Y
ROCKY MOUNTAIN LAB	805	1	1	1		Y	Y	Y	Y	Y
VA HOSPITAL, FT HARRISON	947		2	2	2	N	Y	Y	Y	Y
NEBRASKA										
NATIONAL PARK SERVICE MIDWEST REGIONAL OFFICE	627	1	2	1		Y	Y	Y	Y	Y
VA HOSPITAL, LINCOLN	947					N	Y	Y	Y	Y
VA HOSPITAL, OPAHA	947		2	2			Y	Y	Y	Y
NEVADA										
VA CENTER, RENO	947			2		N	Y	Y	Y	Y
NEW HAMPSHIRE										
ARMY COLD REGIONS RES ENG LAB	267	1	1	2		Y	Y	Y	Y	Y
PORTSMOUTH NAVAL SHIPYARD	309	1		2		Y	Y	Y	Y	Y
NEW JERSEY										
ARMY ELECTRONICS COMMAND	267	1	1	2		Y	Y	Y	Y	Y
ARMY SIGNAL CENTER & SCHOOL	271		1	2		Y	N	Y	Y	Y
LAKEHURST NAVAL AIR TEST FAC	305	1	1	1		Y	Y	Y	Y	Y



BY LIBRARY, FISCAL YEAR 1965 - U.S., BY STATE, EXCLUDING WASHINGTON METROPOLITAN AREA  
 the numeral 2 indicates available through central facility.) (For footnotes, see page 73.)

ACTIVITIES										NAME AND TYPE OF LIBRARY
PREPARA- TION OF ACQUI- SITION LISTS	COMPI- LATION OF BIBLIOG- RAPHIES	PREPARA- TION OF AB- STRACTS	PREPARA- TION OF TRANSLA- TIONS	G.P.O. DEPOS- ITORY	DOCU- MENTS DEPOS. FOR OTHER AGEN- CIES	DOCUMENTS DEPOS. FOR OTHER REPORT SERIES	OTHER SER- VICES	GENERAL READING COLLEC- TION	REGULAR PUBLICA- TION	
MAINE										
Y	Y	N	N	N	N	N	Y	Y	Y	VA CENTER, TOGUS
MARYLAND										
Y	Y	N	N	N	N	N		N	N	PUB HEALTH SERV HOSP, BALTIMORE
Y	Y	N	N	N	N	N	Y	N	Y	SOCIAL SECURITY ADMINISTRATION
Y	Y	N	N	N	Y	N		N	N	NAVY MARINE ENGINEERING LAB
Y	Y	Y	N	N	N	N		Y	Y	VA HOSPITAL, FORT HOWARD
Y	Y	Y	N	N	N	N	Y	Y	Y	VA HOSPITAL, PERRY POINT
MASSACHUSETTS										
N	N	N	N	N	N	Y		N	N	BUREAU OF COMMERCIAL FISHERIES
Y	Y	Y	Y	N	N	Y	Y	N	Y	BIOLOGICAL LAB, WOODS HOLE
Y	Y	N	N	N	N	N	N	Y	Y	ARMY NATICK LABORATORIES
Y	Y	N	N	N	N	N	Y	N	N	ARMY SECURITY AGENCY SCHOOL
Y	Y	N	N	N	N	N	Y	N	N	BOSTON NAVAL SHIPYARD
Y	Y	Y	N	N	N	N		N	N	CHELSEA NAVAL HOSPITAL
Y	Y	Y	N	N	N	N	N	N	N	BOSTON OFF OF NAVAL RESEARCH
Y	Y	N	N	N	N	N	N	Y	N	LAURENCE G HANSCOM FIELD
Y	N	N	Y	N	N	Y	Y	N	Y	BASE LIBRARY AFL 2835
Y	Y									AFCLR, L G HANSCOM FIELD
Y	Y	Y	N	N	N	N		N	N	SMITHSONIAN INSTITUTION
Y	Y	Y	N	N	N	N	N	N	Y	ASTROPHYSICAL OBSERVATORY LIB
Y	Y	N	N	N	N	N	N	N	N	VA HOSPITAL, BEDFORD
Y	Y	N	N	N	N	N	N	N	N	VA HOSPITAL, BOSTON
Y	Y	Y	N	N	N	N	N	N	Y	VA HOSPITAL, BRUCKTON
Y	Y	Y	N	N	N	N	N	Y	N	VA HOSPITAL, NORTHAMPTON
Y	Y	N	N	N	N	N	N	Y	N	VA HOSPITAL, WEST ROXBURY
MICHIGAN										
Y	Y	N	N	N	Y	Y	N	N	N	DEFENSE LOGISTICS SERV CTR
Y	Y	N	N	N	N	N		Y	N	VA HOSPITAL, DEARBORN
MINNESOTA										
Y	Y	Y	N	N	N	N		N	N	BUREAU OF MINES
Y	Y	N	N	N	N	N	Y	Y	Y	TWIN CITIES RES CTRS
Y	Y	N	N	N	N	N	Y	Y	Y	VA HOSPITAL, MINNEAPOLIS
										VA HOSPITAL, ST CLOUD
MISSISSIPPI										
Y	Y	Y	N	N	Y	Y	Y	N	Y	ARMY ENGINEER WATERWAYS
Y	Y	N	N	N	N	N	Y	Y	N	EXPRIMENT STATION, VICKSBURG
										VA CENTER, JACKSON
MISSOURI										
Y	Y	Y	Y	N	N	N	Y	N	Y	AERONAUTICAL CHART & INFO CTR
Y	Y	N	N	N	N	N		Y	N	VA HOSPITAL, KANSAS CITY
N		N	N	N	N	N		Y	N	VA HOSPITAL, POPLAR BLUFF
Y	Y	N	N	N	N	N			Y	VA HOSPITAL, ST LOUIS
MONTANA										
Y	Y	N	Y	Y	N	N		N	N	PUBLIC HEALTH SERVICE
Y	Y	N	N	N	N	N		Y	Y	ROCKY MOUNTAIN LAB
										VA HOSPITAL, FT HARRISON
NEBRASKA										
Y	Y	N	N	N	N	N	N	N	N	NATIONAL PARK SERVICE
										MIDWEST REGIONAL OFFICE
Y	Y	N	N	N	N	N	Y	Y	Y	VA HOSPITAL, LINCOLN
Y	Y	N	N	N	N	N		Y	Y	VA HOSPITAL, OMAHA
NEVADA										
Y	Y	N	N	N	N	N	N	Y	Y	VA CENTER, RENO
NEW HAMPSHIRE										
Y	Y	N		N	N	Y	Y	N	Y	ARMY COLD REGIONS RES ENG LAB
Y	Y	N	Y	N	N	Y	N	N	N	PORTSMOUTH NAVAL SHIPYARD
NEW JERSEY										
Y	Y	N	N	N	N	N	N	N	N	ARMY ELECTRONICS COMMAND
Y	Y	N	N	N	N	N	Y	N	Y	ARMY SIGNAL CENTER & SCHOOL
Y	Y	Y	Y	N	N	N	N	N	Y	LAKEHURST NAVAL AIR TEST FAC

TABLE 3B - SELECTED DATA ON EQUIPMENT AND ACTIVITIES OF SPECIAL FEDERAL LIBRARIES,

(In column 2, the numerals refer to the agency code in Appendix 1. In columns 3-6 the numeral 1 indicates available in library.)

NAME AND TYPE OF LIBRARY	AGENCY CODE	EQUIPMENT USED IN LIBRARIES				LIBRARY				
		MICRO-PRINT READING	DUPLI-CATING	OFFICE COPYING AND MISCEL-LANEOUS	DATA PROC. AND/OR INFO. STORAGE & RETRIEVAL	CAT. AND CLAS. OF COLLEC-TION	ROUT-ING OF NEW JOUR-NALS	CIRCULA-TION OF LIBRARY MATE-RIALS	REFERENCE AND IN-FORMATION SERVICE	INTER-LIBRARY LOAN
1	2	3	4	5	6	7	8	9	10	11
NEW JERSEY (continued)										
NAVAL AIR TURBINE TEST STA	305		2	2		Y	Y	Y	Y	Y
BAYONNE NAVAL SUPPLY R & D FAC	311		2	2		Y	Y	Y	Y	Y
NATL AVIATION FAC EXP CTR	874	1	1	1	1	Y	N	Y	Y	Y
VA HOSPITAL LIBRARY, LYONS	947					Y	Y	Y	Y	Y
VA REGIONAL OFFICE, NEWARK	947		2	2		N	Y	Y	Y	Y
NEW MEXICO										
SANDIA BASE ARMY HOSPITAL	261		2			Y	Y	Y	Y	Y
WHITE SANDS MISSILE RANGE TECHNICAL LIBRARY	267	1	1	1		Y	Y	Y	Y	Y
OFFICE OF RESEARCH ANALYSIS										
HOLLAMAN AFM	448		1			Y	N	Y	Y	Y
AIR FORCE SPECIAL WEAPONS CNTR										
TECHNICAL INFO & INTELL DIV	454					Y	Y	Y	Y	Y
LOS ALAMOS SCIENTIFIC LAB	862	1	1	1	2	Y	Y	Y	Y	Y
NEW YORK										
DEPT OF AGRICULTURE										
PLUM ISL ANIMAL DISEASE LAB	697		2	2		Y	Y	Y	Y	Y
DEPT OF COMMERCE										
BUSINESS REFERENCE LIBRARY	746		2	1		Y	Y	Y	Y	Y
PUBLIC HEALTH SERVICE										
CHARLES FERGUSON MEDICAL LIB.	805					Y	Y	Y	Y	Y
ST ALBANS NAVAL HOSPITAL	313		2	2		Y	N	Y	Y	Y
BROOKLYN NAVAL APPLIED SCI LAB	317	1	2	2		Y	Y	Y	Y	Y
ROME AIR DEVELOPMENT CENTER										
LIBRARY SERVICES	444	1		1		Y	N	Y	Y	Y
AEROSPACE RES, EUROPEAN OFFICE										
TECH INFO OFFICE, APO NY	474	1	2	2		Y	Y	Y	Y	Y
ATOMIC ENERGY COMMISSION, NY	862	1	2	2	2	Y	Y	Y	Y	Y
VA HOSPITAL, BRONX	947	1	2	2	2	Y	N	Y	Y	Y
VA HOSPITAL, BUFFALO	947		2	2		Y	Y	Y	Y	Y
VA HOSPITAL, CANANDAIGUA	947	2	2	2		N	Y	Y	Y	Y
VA HOSPITAL, BROOKLYN	947					N	Y	Y	Y	Y
VA HOSPITAL, MCNTROSE	947					N	N	Y	Y	Y
NORTH CAROLINA										
SE FOREST SERVICE										
FOREST EXP. STATION	683					Y	Y	Y	Y	Y
NAVAL MEDICAL FIELD RESEARCH LAB	341					Y	Y	Y	Y	Y
VA HOSPITAL, DURHAM	947		1			N	N	Y	Y	Y
NORTH DAKOTA										
VA CENTER, FARGO	947		2	2		N	Y	N	Y	Y
OHIO										
R A TAFI SANITARY ENG CENTER	805	1	1	1	2	Y	N	Y	Y	Y
AIR FORCE INST OF TECHNOLOGY	444	1	2	1		Y	N	Y	Y	Y
AEROSPACE RESEARCH LABORATORIES	448					Y	N	Y	Y	Y
WRIGHT PATTERSON TECH LIB	448	1	1	1		Y	N	Y	Y	Y
FOREIGN TECHNOLOGY DIV										
TECH INTELLIGENCE LIBRARY	454					Y	Y	Y	Y	Y
COURT OF APPEALS SIXTH CIRCUIT										
CINCINNATI	072			1		Y	N	N	Y	N
NASA LEWIS RESEARCH CENTER	902	1	2	1	2	Y	Y	Y	Y	Y
VA CENTER, DAYTON	947					Y	Y	Y	Y	Y
VA HOSPITAL, MCKEESVILLE	947		2	2		N	Y	Y	Y	Y
VA HOSPITAL, CINCILLICOTHE	947					N	Y	Y	Y	Y
OKLAHOMA										
BUREAU OF MINES										
PETROLEUM RESEARCH CENTER	623	1	2	1		Y	Y	Y	Y	Y
ARTILLERY & MISSILE SCHOOL	237	1	2	2		Y	Y	Y	Y	Y
FEDERAL AVIATION AGENCY										
AERONAUTICAL CENTER, OKLAHOMA	874	1		1		Y	N	Y	Y	Y
VA HOSPITAL, OKLAHOMA CITY	947			2		Y	Y	Y	Y	Y
OREGON										
ALBANY METALLURGY RES CENTER										
TECHNICAL ENGINEERING LIBRARY	623	1	2	1		Y	Y	Y	Y	Y
DEPT OF INTERIOR										
BONNEVILLE POWER ADMIN	632	2	2	2	2	Y	Y	Y	Y	Y
PACIFIC NW FOREST SERVICE										
FOREST & RANGE EXPERIMENT STA.	683					Y	Y	Y	Y	Y

BY LIBRARY, FISCAL YEAR 1965 - U.S., BY STATE, EXCLUDING WASHINGTON METROPOLITAN AREA

the numeral 2 indicates available through central facility.) (For footnotes, see page 73.)

ACTIVITIES											NAME AND TYPE OF LIBRARY
PREPARATION OF ACQUISITION LISTS 12	COMPILATION OF BIBLIOGRAPHIES 13	PREPARATION OF ABSTRACTS 14	PREPARATION OF TRANSLATIONS 15	G. P. O. DEPOSITORY 16	DOCUMENTS DEPOS. FOR OTHER AGENCIES 17	DOCUMENTS DEPOS. FOR OTHER REPORT SERIES 18	OTHER SERVICES 19	GENERAL READING COLLECTION 20	REGULAR PUBLICATION 21	22	
											NEW JERSEY (continued)
Y	Y	Y	N	N	N	Y		N	Y	NAVAL AIR TURBINE TEST STA	
Y	N	N	N	N	N	N		N	N	BAYONNE NAVAL SUPPLY R & D FAC	
Y	Y	Y	N	N	N	Y	N	Y	Y	NATL AVIATION FAC EXP CTR	
Y	Y	Y	N	N	N	N		Y	N	VA HOSPITAL LIBRARY, LYONS	
Y	Y	N	N	N	N	N	N	N	N	VA REGIONAL OFFICE, NEWARK	
											NEW MEXICO
Y	Y	N	N	N	N	N	N	N	N	SANDIA BASE ARMY HOSPITAL	
Y	Y	N	N	N	N	Y	Y	Y	Y	WHITE SANDS MISSILE RANGE	
Y	N	N	N	N	N	N		N	N	TECHNICAL LIBRARY	
Y	N	N	N	N	N	N		N	N	OFFICE OF RESEARCH ANALYSIS	
Y	N	N	N	N	N	Y	Y	N	Y	HOLLOMAN AFB	
Y	Y	Y	Y	N	Y	N	Y	N	Y	AIR FORCE SPECIAL WEAPONS CNTR	
Y	Y	Y	Y	N	Y	N	Y	N	Y	TECHNICAL INFO & INTELL DIV	
										LOS ALAMOS SCIENTIFIC LAB	
											NEW YORK
Y	Y	N	Y	N	N	N	Y	N	Y	DEPT OF AGRICULTURE	
Y	Y	Y	N	N	N	Y	N	N	Y	PLUM ISL ANIMAL DISEASE LAB	
Y	Y	N	N	N	N	N		N	N	DEPT OF COMMERCE	
Y	Y	N	N	N	N	N		N	N	BUSINESS REFERENCE LIBRARY	
N	Y	N	N	N	N	N	N	N	N	PUBLIC HEALTH SERVICE	
Y	Y	N	N	N	N	Y	Y	N	Y	CHARLES FERGUSON MEDICAL LIB.	
Y	Y	N	N	N	N	Y	Y	Y	Y	ST ALBANS NAVAL HOSPITAL	
Y	Y	N	N	N	N	Y	Y	Y	Y	BROOKLYN NAVAL APPLIED SCI LAB	
Y	Y	N	N	N	N	Y	Y	Y	Y	ROME AIR DEVELOPMENT CENTER	
Y	Y	N	Y	Y	Y	N	Y	Y	N	LIBRARY SERVICES	
Y	Y	Y	Y	N	Y	N	Y	Y	N	AEROSPACE RES, EUROPEAN OFFICE	
Y	Y	N	Y	N	N	N	Y	Y	N	TECH INFO OFFICE, APO NY	
Y	Y	N	N	N	N	N		Y	Y	ATOMIC ENERGY COMMISSION, NY	
Y	Y		N	N	N	N	Y	Y	Y	VA HOSPITAL, BRONX	
Y	Y		N	N	N	N	Y	Y	Y	VA HOSPITAL, BUFFALO	
Y	Y	N	N	N	N	N		Y	Y	VA HOSPITAL, CANANDAIGUA	
Y	Y	N	N	N	N	N		Y	N	VA HOSPITAL, BROOKLYN	
Y	Y	N	N	N	N	N	N	N	Y	VA HOSPITAL, MONTROSE	
											NORTH CAROLINA
N	Y	N	Y	N	N	N	N	N	N	SE FOREST SERVICE	
Y	Y	N	N	N	N	N	Y	N	N	FOREST EXP. STATION	
Y	Y	N	N	N	N	N	N	Y	Y	NAVAL MEDICAL FIELD RESEARCH LAB	
										VA HOSPITAL, DURHAM	
											NORTH DAKOTA
Y	Y	N	N	N	N	N		Y	N	VA CENTER, FARGO	
											OHIO
Y	Y	Y	N	N	Y	Y		N	Y	R A TAFT SANITARY ENG CENTER	
Y	Y	Y	Y	N	N	N	Y	N	Y	AIR FORCE INST OF TECHNOLOGY	
Y	Y	N	Y	N	N	N	Y	N	Y	AEROSPACE RESEARCH LABORATORIES	
Y	Y	N	N	N	Y	N		N	Y	WRIGHT PATTERSON TECH LIB	
Y	Y	Y	Y	N	N	N		Y	Y	FOREIGN TECHNOLOGY DIV	
Y	N	Y	N	N	N	N		N	N	TECH INTELLIGENCE LIBRARY	
Y	Y	N	Y	N	Y	Y		N	Y	COURT OF APPEALS SIXTH CIRCUIT	
Y	Y	N	N	N	N	N		N	Y	CINCINNATI	
Y	Y	N	N	N	N	N		Y	Y	NASA LEWIS RESEARCH CENTER	
Y	Y	N	N	N	N	N	N	Y	Y	VA CENTER, DAYTON	
Y	Y	N	N	N	N	N	N	Y	Y	VA HOSPITAL, BRECKSVILLE	
N	Y	Y	N	N	N	N	N	Y	N	VA HOSPITAL, CHILLICOTHE	
											OKLAHOMA
Y	Y	N	N	Y	Y	Y	Y	Y	N	BUREAU OF MINES	
Y	Y	Y	N	N	N	N	N	N	N	PETROLEUM RESEARCH CENTER	
Y	Y	N	N	N	N	N		N	Y	ARTILLERY & MISSILE SCHOOL	
Y	Y	N	N	N	N	N		Y	N	FEDERAL AVIATION AGENCY	
Y	Y	N	N	N	N	N		Y	N	AERONAUTICAL CENTER, OKLAHOMA	
										VA HOSPITAL, OKLAHOMA CITY	
											OREGON
N	Y	N	N	N	N	N	Y	N	N	ALBANY METALLURGY RES CENTER	
Y	Y	N	Y	Y	N	N		N	Y	TECHNICAL ENGINEERING LIBRARY	
Y	Y	N	Y	Y	N	N		N	Y	DEPT OF INTERIOR	
Y	Y	N	N	N	Y	Y	Y	N	Y	RONNEVILLE POWER ADMIN	
Y	Y	N	N	N	Y	Y	Y	N	Y	PACIFIC NW FOREST SERVICE	
										FOREST & RANGE EXPERIMENT STA.	

TABLE 3B - SELECTED DATA ON EQUIPMENT AND ACTIVITIES OF SPECIAL FEDERAL LIBRARIES.

(In column 2, the numerals refer to the agency code in Appendix 1. In columns 3-6 the numeral 1 indicates available in library.

NAME AND TYPE OF LIBRARY	AGENCY CODE	EQUIPMENT USED IN LIBRARIES					LIBRARY			
		MICRO-PRINT READING	DUPLI-CATING	OFFICE COPYING AND MISCEL-LANEOUS	DATA PROC. AND/OR INFO. STORAGE & RETRIEVAL	CAT. AND CLAS. OF COLLEC-TION	ROUT-ING OF NEW JOUR-NALS	CIRCULA-TION OF LIBRARY MATE-RIALS	REFERENCE AND IN-FORMATION SERVICE	INTER-LIBRARY LOAN
1	2	3	4	5	6	7	8	9	10	11
<b>PENNSYLVANIA</b>										
BUREAU OF MINES										
PITTSBURGH RESEARCH CENTER	623	1	1	1		Y	Y	Y	Y	Y
NORTHEAST FOREST SERVICE										
FOREST EXPERIMENT STATION	683	1	1	2		Y	Y	Y	Y	Y
DEPT OF AGRICULTURE										
EASTERN UTILIZATION RES & DEV	697					Y	Y	Y	Y	Y
VALLEY FORGE GENERAL HOSPITAL	261					Y	Y	Y	Y	Y
NAVAL AIR ENGINEERING CENTER	305				2	Y	Y	Y	Y	Y
NAVAL AIR DEVELOPMENT CENTER										
TECHNICAL LIBRARY	305					Y	Y	Y	Y	Y
NAVAL AIR DEVELOPMENT CENTER										
AEROSPACE MEDICAL RES DEPT LIB	305	1		1		Y	Y	Y	Y	Y
PHILADELPHIA NAVAL SHIPYARD										
NAVAL BOILER & TURBINE LAB.	307					Y	Y	Y	Y	Y
PHILADELPHIA NAVAL SHIPYARD										
TECHNICAL LIBRARY XCODE 2498	309					Y	Y	Y	Y	Y
PHILADELPHIA NAVAL HOSPITAL	313					Y	Y	Y	Y	Y
COURT OF APPEALS, PHILADELPHIA	072					Y	Y	Y	Y	Y
VA HOSPITAL, ALTOONA	947	1	2	2		N	Y	Y	Y	Y
VA HOSPITAL, BUTLER	947					Y	Y	Y	Y	Y
VA HOSPITAL, CGATESVILLE	947	1	2	2		Y	Y	Y	Y	Y
VA HOSPITAL, PHILADELPHIA	947		2	1		N	Y	Y	Y	Y
VA HOSP, PITTSBURGH-LEECH FARM RD	947	1	2		2	N	Y	Y	Y	Y
VA HOSPITAL, PITTSBURGH-UAKLAND	947	1	2		2	N	Y	Y	Y	Y
VA HOSPITAL, WILKES BARRE	947	1	2	2		N	Y	Y	Y	Y
<b>RHODE ISLAND</b>										
NAVAL CONSTRUCTION BATTALION CEN	309		2	2		Y	Y	Y	Y	Y
NAVAL WAR COLLEGE	315	1	1	1		Y	Y	Y	Y	Y
<b>SOUTH CAROLINA</b>										
CHARLESTON NAVAL SHIPYARD	309					Y	Y	Y	Y	N
<b>SOUTH DAKOTA</b>										
FT MEADE GENERAL LIBRARY	947					Y	Y	Y	Y	Y
<b>TENNESSEE</b>										
ARNOLD ENG DEVELOPMENT CENTER	448	1	2	2	2	Y	Y	Y	Y	Y
TVA TECHNICAL LIBRARY	914					N	Y	Y	Y	Y
TVA MAP INFO & RECORDS UNIT	914	1	1	1		Y	N	Y	Y	Y
TVA LAW LIBRARY	914			2		Y	Y	Y	N	Y
VA HOSPITAL, MEMPHIS	947					Y	Y	Y	Y	Y
<b>TEXAS</b>										
BUREAU OF COMMERCIAL FISHERIES										
BIOLOGICAL LAB, GALVESTON	621	1	2		2	Y	N	Y	Y	Y
STIMSON LIBRARY										
MED FIELD SEAV SCHOOL	261		1	2		Y	Y	Y	Y	Y
GOODFELLOW AFB TECH LIB	448		2	1		Y	Y	Y	Y	Y
WILFORD HALL USAF HOSPITAL	460		2			Y	Y	Y	Y	Y
6570 PERSONNEL RESEARCH LAB										
LACKLAND AIR FORCE BASE	460					Y	Y	Y	Y	Y
VA CENTER, BONHAM	947		2	2		Y	Y	Y	Y	Y
VA HOSPITAL, DALLAS	947					N	N	Y	Y	Y
VA HOSPITAL, HOUSTON	947					Y	Y	Y	Y	Y
VA HOSPITAL, MARLIN	947		2	2		Y	Y	Y	Y	Y
VA CENTER, TEMPLE	947	1	2	2		N	Y	Y	Y	Y
VA HOSPITAL, WACO	947		2	2		N	Y	Y	Y	Y
<b>UTAH</b>										
INTERMOUNTAIN FOREST & RANGE										
EXPERIMENT STATION	683		2	2		Y	Y	Y	Y	Y
DUGWAY PROVING GROUND										
TECHNICAL LIBRARY	267	1	2	1		Y	N	Y	Y	Y
<b>VERMONT</b>										
VA LIBRARY, WHITE RIVER JUNCTION	947	2	2	2	2	N	Y	Y	Y	Y
<b>VIRGINIA</b>										
NBS CLEARINGHOUSE FOR										
FEDERAL SCIENTIFIC & TECH INFO	753	1	2				Y	N	Y	Y
ARMY AVIATION MATERIAL LAB	259		2	2	2	Y	Y	Y	Y	Y
ARMY COMBAT DEF COMMAND										
COMBAT SERVICE SUPPORT GROUP	269		2	2		Y	N	Y	Y	Y
DAHLGREN NAVAL WEAPONS LAB	305	1	2		1	Y	Y	Y	Y	Y
NORFOLK NAVAL SHIPYARD										
TECHNICAL LIBRARY XCODE 24604	315	2	2			Y	Y	Y	Y	Y

N LIBRARY, FISCAL YEAR 1965 - U.S., BY STATE, EXCLUDING WASHINGTON METROPOLITAN AREA

the numeral 2 indicates available through central facility.) (For footnotes, see page 73 .)

ACTIVITIES											NAME AND TYPE OF LIBRARY
PREPARA- TION OF ACQUI- SITION LISTS	COMPILA- TION OF BIBLIOG- RAPHIES	PREPARA- TION OF AB- STRACTS	PREPARA- TION OF TRANSLA- TIONS	G. P. O. DEPOS- ITORY	DOCU- MENTS DEPOS. FOR OTHER AGEN- CIES	DOCUMENTS DEPOS. FOR OTHER REPORT SERIES	OTHER SER- VICES	GENERAL READING COLLEC- TION	REGULAR PUBLICA- TION		
12	13	14	15	16	17	18	19	20	21	22	
PENNSYLVANIA											
Y	Y	Y	N	Y	N	N		N	Y	BUREAU OF MINES	
N	Y	N	N	N	N	N		N	N	PITTSBURGH RESEARCH CENTER	
Y	Y	N	N	N	N	N		N	Y	NORTHEAST FOREST SERVICE	
Y	Y	N	N	N	N	N	N	N	Y	FOREST EXPERIMENT STATION	
Y	Y	N	N	N	N	N		N	Y	DEPT OF AGRICULTURE	
Y	Y	N	N	N	N	N	N	N	Y	EASTERN UTILIZATION RES & DEV	
Y	Y	N	N	N	N	N	N	N	Y	VALLEY FORGE GENERAL HOSPITAL	
Y	Y	N	N	N	N	N	N	N	Y	NAVAL AIR ENGINEERING CENTER	
Y	Y	N	N	N	N	N	N	N	Y	NAVAL AIR DEVELOPMENT CENTER	
Y	Y	N	N	N	N	N	N	N	Y	TECHNICAL LIBRARY	
Y	Y	N	N	N	N	N	N	N	Y	NAVAL AIR DEVELOPMENT CENTER	
Y	Y	N	N	N	N	N	N	N	Y	AEROSPACE MEDICAL RES DEPT LIB	
Y	Y	N	N	N	N	N	N	N	Y	PHILADELPHIA NAVAL SHIPYARD	
Y	Y	N	N	N	N	N	N	N	Y	NAVAL BOILER & TURBINE LAB.	
Y	Y	N	N	N	N	N	N	N	Y	PHILADELPHIA NAVAL SHIPYARD	
Y	Y	N	N	N	N	N	N	N	Y	TECHNICAL LIBRARY #CODE 24980	
Y	Y	N	N	N	N	N	N	N	Y	PHILADELPHIA NAVAL HOSPITAL	
Y	Y	N	N	N	N	N	N	N	Y	COURT OF APPEALS, PHILADELPHIA	
Y	Y	N	N	N	N	N	N	N	Y	VA HOSPITAL, ALTOONA	
Y	Y	N	N	N	N	N	N	N	Y	VA HOSPITAL, BUTLER	
Y	Y	N	N	N	N	N	N	N	Y	VA HOSPITAL, COATESVILLE	
Y	Y	N	N	N	N	N	N	N	Y	VA HOSPITAL, PHILADELPHIA	
Y	Y	N	N	N	N	N	N	N	Y	VA HOSP, PITTSBURGH-LEECH FARM RD	
Y	Y	N	N	N	N	N	N	N	Y	VA HOSPITAL, PITTSBURGH-DAKLAND	
Y	Y	N	N	N	N	N	N	N	Y	VA HOSPITAL, WILKES BARRE	
RHODE ISLAND											
N	Y	N	N	N	N	Y	Y	N	N	NAVAL CONSTRUCTION BATTALION CEN	
Y	Y	Y	N	Y	N	N	Y	N	Y	NAVAL WAR COLLEGE	
SOUTH CAROLINA											
Y	N	N	N	N	N	N	N	N	N	CHARLESTON NAVAL SHIPYARD	
SOUTH DAKOTA											
Y	Y	N	N	N	N	Y	Y	Y	N	FT MEADE GENERAL LIBRARY	
TENNESSEE											
Y	Y	Y	Y	N	N	Y	Y	Y	N	ARNOLD ENG DEVELOPMENT CENTER	
N	Y	N	N	N	N	N	N	N	N	TVA TECHNICAL LIBRARY	
N	N	N	N	N	N	Y	Y	N	Y	TVA MAP INFO & RECORDS UNIT	
N	N	N	N	N	N	Y	N	N	N	TVA LAW LIBRARY	
Y	Y	N	N	N	N	N	N	Y	N	VA HOSPITAL, MEMPHIS	
TEXAS											
Y	Y	N	N	N	N	N	Y	N	Y	BUREAU OF COMMERCIAL FISHERIES	
Y	Y	N	N	N	N	N	N	N	Y	BIOLOGICAL LAB, GALVESTON	
Y	Y	N	N	N	N	N	N	N	N	STIMSON LIBRARY	
Y	Y	N	N	N	N	N	N	N	N	PED FIELD SERV SCHOOL	
Y	Y	N	N	N	N	N	Y	N	N	GOODFELLOW AFB TECH LIB	
Y	Y	N	N	N	N	N	N	N	N	WILFORD HALL USAF HOSPITAL	
Y	Y	Y	N	N	N	Y	Y	N	Y	6570 PERSONNEL RESEARCH LAB	
Y	Y	N	N	N	N	N	Y	N	Y	LACKLAND AIR FORCE BASE	
Y	Y	N	N	N	N	N	Y	Y	Y	VA CENTER, BONHAM	
Y	Y	N	N	N	N	N	N	Y	N	VA HOSPITAL, DALLAS	
Y	Y	N	N	N	N	N	N	Y	N	VA HOSPITAL, HOUSTON	
Y	Y	N	N	N	N	N	Y	N	N	VA HOSPITAL, MARLIN	
Y	Y	N	N	N	N	N	Y	Y	N	VA CENTER, TEMPLE	
Y	Y	Y	N	N	N	N	Y	Y	N	VA HOSPITAL, WACO	
UTAH											
N	N	N	N	N	N	N		N	N	INTERMOUNTAIN FOREST & RANGE	
Y	Y	N	N	N	N	Y	N	N	N	EXPERIMENT STATION	
										DUGHWAY PROVING GROUND	
										TECHNICAL LIBRARY	
VERMONT											
Y	Y	Y	N	N	N	N		Y	N	VA LIBRARY, WHITE RIVER JUNCTION	
VIRGINIA											
Y	Y	N	Y	N	N	Y	Y	N	N	NBS CLEARINGHOUSE FOR	
Y	Y	N	N	N	N	N	Y	N	Y	FEDERAL SCIENTIFIC & TECH INFO	
Y	Y	N	N	N	N	N	N	N	Y	ARMY AVIATION MATERIAL LAB	
Y	Y	N	N	N	N	N	Y	N	Y	ARMY COMBAT DEF COMMAND	
Y	Y	Y	Y	N	N	N	Y	N	Y	COMBAT SERVICE SUPPORT GROUP	
Y	Y	Y	Y	N	N	N	Y	N	Y	DAHLGREN NAVAL WEAPONS LAB	
Y	Y	Y	N	N	N	N		Y	N	NORFOLK NAVAL SHIPYARD	
										TECHNICAL LIBRARY #CODE 246040	

TABLE 3B - SELECTED DATA ON EQUIPMENT AND ACTIVITIES OF SPECIAL FEDERAL LIBRARIES

(In column 2, the numerals refer to the agency code in Appendix 1. In columns 3-6 the numeral 1 indicates available in library,

NAME AND TYPE OF LIBRARY	AGENCY CODE	EQUIPMENT USED IN LIBRARIES				LIBRARY				
		MICRO-PRINT READING	DUPLI-CATING	OFFICE COPYING AND MISCEL-LANEOUS	DATA PROC. AND/OR INFO. STORAGE & RETRIEVAL	CAT. AND CLAS. OF COLLEC-TION	ROUT-ING OF NEW JOUR-NALS	CIRCULA-TION OF LIBRARY MATE-RIALS	REFERENCE AND IN-FORMATION SERVICE	INTER-LIBRARY LOAN
1	2	3	4	5	6	7	8	9	10	11
VIRGINIA (continued)										
NORFOLK NAVY WEATHER RES LAB	317		2	2	2	Y	Y	Y	Y	Y
ARMED FORCES STAFF COLLEGE	497	1	1	2		Y	N	Y	Y	Y
NASA LANGLEY RESEARCH CENTER	902	1	1	1	2	Y	N	Y	Y	Y
NASA, WALLOWPS ISLAND	902		2	2		Y	Y	Y	Y	Y
VA HOSPITAL, HAMPTON	947	2	1			Y	Y	Y	Y	Y
VA HOSPITAL, RICHMOND	947		2	2	2	Y	Y	Y	Y	Y
VA HOSPITAL SALEM	947						Y	Y	Y	Y
WASHINGTON										
BUREAU OF YARDS & DOCKS										
DEPT OF NAVY, NW DIVISION	309	2	2	2		Y	Y	Y	Y	Y
PUGET SOUND NAVAL SHIPYARD										
ENGINEERING LIBRARY CODE 245.6	309		2			Y	Y	Y	Y	Y
BREMERTON NAVAL HOSPITAL	313					Y	Y	Y	Y	Y
9TH CIRCUIT COURT OF APPEALS										
SEATTLE	072					Y	N	N	Y	N
VA HOSPITAL SEATTLE	947					N	Y	Y	Y	Y
VA HOSPITAL, VANCOUVER	947		2	2		N	Y	Y	Y	Y
VA HOSPITAL, WALLA WALLA	947					N	Y	Y	Y	Y
VA HOSPITAL, AMERICAN LAKE	947		2	2	2	N	Y	Y	Y	Y
WEST VIRGINIA										
BUREAU OF MINES										
MORGANTOWN RESEARCH CENTER	623	1	1	1		Y	Y	Y	Y	Y
VA HOSPITAL, CLARKSBURG	947					N	Y	Y	Y	Y
VA HOSPITAL, HUNTINGTON	947	1	2	2		N	Y	Y	Y	Y
VA CENTER, MARTINSBURG	947		2	2		N	Y	Y	Y	Y
WISCONSIN										
FOREST PRODUCTS LAB, MADISON	683	1	2	2	2	Y	Y	Y	Y	Y
VA HOSPITAL, MADISON	947		2	2		Y	Y	Y	Y	Y
VA HOSPITAL, TCMAN	947	1				N	Y	Y	Y	Y
VA CENTER, WUOC	947			1		Y	Y	Y	Y	Y
WYOMING										
LARAMIE PETROLEUM RES CENTER	623	1	2	2		Y	Y	Y	Y	Y
ALASKA										
BUREAU OF COMMERCIAL FISHERIES										
AUKE BAY	621	1	1	1	2	Y	Y	Y	Y	Y
HAWAII & PANAMA CANAL ZONE										
BUREAU OF COMMERCIAL FISHERIES										
HONOLULU	621	1	2	2		Y	Y	Y	Y	Y
NAVAL AMMUNITION DEPOT										
QUALITY EVALUATION LAB, OAHU	305	1	2	2	2	Y	Y	Y	Y	N
PEARL HARBOR NAVAL SHIPYARD										
SHIPYARD TECHNICAL LIBRARY	309					Y	Y	Y	Y	Y
CANAL ZONE LIBRARY MUSEUM	905	1	2	1			Y	Y	Y	Y

BY LIBRARY, FISCAL YEAR 1965 - U.S., BY STATE, EXCLUDING WASHINGTON METROPOLITAN AREA

(The numeral 2 indicates available through central facility.) (For footnotes, see page 73 .)

ACTIVITIES										NAME AND TYPE OF LIBRARY
PREPARATION OF ACQUISITION LISTS 12	COMPILATION OF BIBLIOGRAPHIES 13	PREPARATION OF ABSTRACTS 14	PREPARATION OF TRANSLATIONS 15	G. P. O. DEPOSITORY 16	DOCUMENTS DEPOS. FOR OTHER AGENCIES 17	DOCUMENTS DEPOS. FOR OTHER REPORT SERIES 18	OTHER SERVICES 19	GENERAL READING COLLECTION 20	REGULAR PUBLICATION 21	
VIRGINIA (continued)										
Y	Y	Y	N	N	N	N	N	N	Y	NORFOLK NAVY WEATHER RES LAB
Y	Y	N	N	Y	N	N	Y	N	Y	ARMED FORCES STAFF COLLEGE
Y	Y	N	N	N	N	N	N	N	Y	NASA LANGLEY RESEARCH CENTER
N	Y	N	N	N	N	N	N	Y	Y	NASA, WALLOPS ISLAND
Y	Y	N	Y	N	N	N	Y	Y	Y	VA HOSPITAL, HAMPTON
Y	Y	N	N	N	N	N	N	Y	N	VA HOSPITAL, RICHMOND
Y	Y							N		VA HOSPITAL SALEM
WASHINGTON										
Y	Y	Y	N	N	N	Y		N	Y	BUREAU OF YARDS & DOCKS
Y	Y	N	N	N	Y	Y	Y	Y	Y	DEPT OF NAVY, MW DIVISION
Y	Y	N	N	N	N	N	Y	Y	Y	PUGET SOUND NAVAL SHIPYARD
Y	N	N	N	N	N	N		N	N	ENGINEERING LIBRARY CODE 245.6
N	Y	N	N	N	N	N	N	Y	N	BREMERTON NAVAL HOSPITAL
Y	Y	Y	N	N	N	N	N	Y	Y	9TH CIRCUIT COURT OF APPEALS
Y	Y	Y	N	N	N	N	N	Y	Y	SEATTLE
Y	Y	Y	N	N	N	N	N	Y	N	VA HOSPITAL SEATTLE
Y	Y	Y	N	N	N	N	N	Y	Y	VA HOSPITAL, VANCOUVER
Y	Y	Y	N	N	N	N	N	Y	Y	VA HOSPITAL, WALLA WALLA
Y	Y	Y	N	N	N	N	N	Y	Y	VA HOSPITAL, AMERICAN LAKE
WEST VIRGINIA										
N	Y	Y	N	N	N	N	Y	N	Y	BUREAU OF MINES
Y	Y	N	N	N	N	N		Y	N	MORGANTOWN RESEARCH CENTER
Y	Y	N	Y	N	N	N	Y	Y	N	VA HOSPITAL, CLARKSBURG
Y	Y	N	N	N	N	N		Y	N	VA HOSPITAL, HUNTINGTON
Y	Y	N	N	N	N	N		Y	N	VA CENTER, MARTINSBURG
WISCONSIN										
Y	Y	Y	N	N	N	N		N	N	FOREST PRODUCTS LAB, MADISON
Y	Y	N	N	N	N	N	N	Y	Y	VA HOSPITAL, MADISON
Y	Y	N	N	N	N	N	Y	N	N	VA HOSPITAL, TOMAH
Y	Y	N	N	N	N	N		N	N	VA CENTER, WOOD
WYOMING										
Y	Y	N	Y	N	N	N	Y	N	Y	LARAMIE PETROLEUM RES CENTER
ALASKA										
Y	Y	Y	N	N	N	Y	Y	Y	Y	BUREAU OF COMMERCIAL FISHERIES AUKE BAY
HAWAII & PANAMA CANAL ZONE										
N	Y	N	N	N	N	Y	Y	N	N	BUREAU OF COMMERCIAL FISHERIES HONOLULU
Y	Y	N	N	N	N	N	N	N	N	NAVAL AMMUNITION DEPOT
Y	N	N	N	N	N	N		N	N	QUALITY EVALUATION LAB, OAHU
Y	Y	Y	N	Y	N	N	Y	Y	Y	PEARL HARBOR NAVAL SHIPYARD SHIPYARD TECHNICAL LIBRARY
										CANAL ZONE LIBRARY MUSEUM

FOOTNOTES FOR TABLE 1A

- 1/ For other holdings, see Annual Report of the Librarian of Congress, 1965. pp. 109-113.
- 2/ Report excludes office and field installations collections.
- 3/ Other holdings include 16 mm film, filmstrips and slide sets.
- 4/ Other holdings include file on Indian photographs and card index to Indian literature and a special collection of Dept. of Interior publications.
- 5/ Other holdings include 150,000 Denver Photographic Library negatives.
- 6/ Other holdings include over 8,000,000 patents of various nations.
- 7/ Other holdings include city, state and regional planning and urban highway planning publications.
- 8/ Report excludes Food and Drug Branch Library.
- 9/ Report excludes other HumRRO Division Libraries. The GWU HumRRO Office and the Military Assistance Institute are not specifically a part of the Department of Defense but operate under contract with DOD. There are other similar contractors not included. These two have been included as examples only.
- 10/ Other holdings include 100,000 Geodetic Control Aerial photographs and 3,000,000 Geodetic Control Data cards.
- 11/ Other holdings include 1235 army studies.
- 12/ Other holdings include 2500 engineering drawings and 2500 photographs.
- 13/ Report excludes Underwater Explosion Research Division. Other holdings include test data envelopes and 270,000 model, propeller and miscellaneous microfilmed plans.
- 14/ Other holdings include 56 sets of foreign language records.
- 15/ Other holdings include Federal supply catalogs and regulations.
- 16/ Report excludes libraries in regional offices. Other holdings include manuals and instruction books, Department of Defense and Federal Aviation Agency specifications and 300,000 Department of Defense nomenclature cards.
- 17/ Other holdings include photographs and approximately 25,000 slides.
- 18/ Other holdings include exhibitions catalogs and museum bulletins.
- 19/ Other holdings include Russian collection, propaganda collection, survey research collection, and agency archives collection.

FOOTNOTES FOR TABLE 1B

- 1/ Other holdings include 77 language tapes and kits.
- 2/ Other holdings include 1250 R & D motion picture reels.
- 3/ Other holdings include 25,000 black and white photo negatives and 5000 slides.
- 4/ Other holdings include 100,000 bibliographic cards on world forestry literature.
- 5/ Other holdings include approximately 10,000 specifications.
- 6/ Other holdings include 3200 training and field manuals for MOS tests.
- 7/ Other holdings include USGS field records and map groups and 130,000 photographs.
- 8/ Other holdings include specifications and standards.
- 9/ Other holdings include 35,000 specifications and standards.
- 10/ Other holdings include 26,340 AIA manufacturers' catalogs.
- 11/ Other holdings include 187,000 drawings and master tracings.
- 12/ Other holdings include Medical Literature Indexes 1881 to present.
- 13/ Other holdings include 15 file cabinets of military and Federal specifications and standards.
- 14/ Other holdings include 500,000 TIP and AD author, subject and source cards.
- 15/ Other holdings include card and book catalogs of other technical libraries.
- 16/ Other holdings include 16 mm film reels and picture files.
- 17/ Other holdings include 28,000 reproducible drawings.
- 18/ Other holdings include 100,000 military and Federal specifications.
- 19/ Other holdings include film library of 2500 reels of motion picture release prints.
- 20/ Other holdings include large clipping file.
- 21/ Other holdings include 205,000 aerial photographs.
- 22/ Other holdings include 5000 electronic instruction books.
- 23/ Other holdings include 10,000 unaccessioned manuals (approximate).
- 24/ Other holdings include 2500 color slides.
- 25/ Other holdings include 290,000 engineering drawings and specifications.
- 26/ Other holdings include pictures, slides and manuscripts.
- 27/ This report excludes MCAS Library, Santa Ana, California.



FOOTNOTES FOR TABLE 3A

- 1/ For other major library services (Col.19), see Annual Report of the Librarian of Congress, 1965, pp. 114-121, 123-133, 152-162.
- 2/ Other services (Col.19) include legislative histories, card bibliography on bookkeeping, catalog card sets supplied to agency field libraries.
- 3/ Other services (Col.19) include preparation and publishing of Index Medicus; translation of foreign biomedical literature and its English publication; recurrent computer bibliographies, decentralized MEDLARS centers.
- 4/ Other services (Col.19) include procurement for bureaus and foreign service post libraries.
- 5/ Other services (Col.19) include maintenance of card index to all current Court of Claims decisions.
- 6/ Other services (Col.19) include main purchasing for all Geological Survey offices.
- 7/ Other services (Col.19) include servicing of library deposits for field agencies including ships and marine centers.
- 8/ Other services (Col.19) include distribution of foreign patents to examiners.
- 9/ Other services (Col.19) include preparation of current reference cards for soil materials pertinent to roads.
- 10/ Other services (Col.19) include original cataloging of Dept. of Labor and International Labor Organization publications for Library of Congress.
- 11/ Other services (Col.19) include cooperative cataloging for Library of Congress.
- 12/ Other services (Col.19) include maintenance of Union Catalog of Books and Union List of Serials in naval libraries in Washington area.
- 13/ Other services (Col.19) include control of classified material controlled by the Bureau of Naval Weapons.
- 14/ Other services (Col.19) include ONI technical intelligence and DDC liaison services.
- 15/ Other services (Col.19) include digesting and indexing of opinions of the Judge Advocate General and the Boards of Review.
- 16/ Other services (Col.19) include preparation of legislative histories of Congressional legislative proposals.
- 17/ Other services (Col.19) include maintenance of antitrust case status file.
- 18/ Other services (Col.19) include administration of Federal Fire Council Fire Safety Library.
- 19/ Other services (Col.19) include preparation of legislative histories of all pertinent legislation.
- 20/ Other services (Col.19) include maintenance of card file of digest of all tax cases from beginning of the court.

FOOTNOTES FOR TABLE 3B

- 1/ Other services (Col.19) include guide talks.
- 2/ Other services (Col.19) include preparation of Guide to NCEL Documents.
- 3/ Other services (Col.19) include DDC services.
- 4/ Other services (Col.19) include support of University of Pennsylvania tenant library and Vitro biochemistry laboratory library.
- 5/ Other services (Col.19) include training technical employees in techniques of literature searching.
- 6/ Other services (Col.19) include surveillance and acquisition of Chinese science publications with dissemination of abstracts.
- 7/ Other services (Col.19) include distribution of AEC classification guides within Air Force.
- 8/ Other services (Col.19) include JAWTIG Subgroup for weapon data subject heading list.
- 9/ Other services (Col.19) include liaison between U.S. and European libraries.
- 10/ Other services (Col.19) include guided museum tours, lectures and exhibits.

TABLE 4A - SUMMARY DATA ON RESOURCES OF SPECIAL FEDERAL LIBRARIES, FISCAL YEAR 1965 -  
WASHINGTON METROPOLITAN AREA

ITEM	TOTAL		NATIONAL		CIVILIAN		DEFENSE		OTHERS	
	AMOUNT	NO	AMOUNT	NO	AMOUNT	NO	AMOUNT	NO	AMOUNT	NO
NO OF LIBRARIES		99		3		29		35		32
VOLUMES AT END OF YEAR	23,769,796	95	15,759,596	3	4,652,521	27	1,620,100	34	1,737,579	31
VOLUMES ADDED DURING YEAR	635,874	83	352,174	3	171,740	24	50,095	29	61,865	27
SERIAL TITLES AT END OF YEAR	227,567	82	139,552	3	50,414	20	15,710	31	21,891	28
SERIALS ADDED DURING YEAR	25,948	43	14,527	3	10,347	13	720	17	354	18
GOVT DOC & TECH RPTS AT END	9,042,298	56	5,292,799	1	463,352	9	2,665,405	27	620,742	19
GOVT DOC & TECH RPTS ADDED	267,093	43	75,000	1	14,996	8	97,772	19	79,325	15
MICROFORMS AT END OF YEAR	1,390,235	49	602,232	2	186,999	15	203,037	20	397,967	12
MICROFORMS ADDED DURING YEAR	122,429	27	50,258	2	8,685	13	12,812	6	50,674	6
VERT FILE IN FEET AT END	55,640	59	8	1	1,786	14	4,613	22	49,233	22
VERT FILE IN FEET ADDED	367	22			17	6	121	7	229	9
MAPS AT END OF YEAR	4,030,443	28	2,886,455	1	521,006	8	622,460	12	522	1
MAPS ADDED DURING YEAR	140,642	16	103,825	1	35,812	5	979	6	26	4

TABLE 4B - SUMMARY DATA ON RESOURCES OF SPECIAL FEDERAL LIBRARIES, FISCAL YEAR 1965 -  
UNITED STATES, EXCLUDING THE WASHINGTON METROPOLITAN AREA

ITEM	TOTAL		CIVILIAN		DEFENSE		VA		OTHERS	
	AMOUNT	NO	AMOUNT	NO	AMOUNT	NO	AMOUNT	NO	AMOUNT	NO
NO OF LIBRARIES		259		42		101		96		28
VOLUMES AT END OF YEAR	9,972,519	257	761,137	42	7,537,821	101	751,697	96	921,864	18
VOLUMES ADDED DURING YEAR	328,079	232	45,660	37	172,821	89	50,338	89	59,260	17
SERIAL TITLES AT END OF YEAR	85,208	239	13,977	41	43,606	93	18,550	89	9,075	14
SERIALS ADDED DURING YEAR	6,615	121	1,541	22	3,268	58	1,264	33	542	8
GOVT DOC & TECH RPTS AT END	5,269,349	138	359,692	26	4,051,132	75	5,575	25	852,950	12
GOVT DOC & TECH RPTS ADDED	570,324	115	18,208	19	461,711	65	922	20	89,483	11
MICROFORMS AT END OF YEAR	3,345,215	90	57,355	21	2,252,060	43	1,094	16	1,034,698	14
MICROFORMS ADDED DURING YEAR	645,550	54	16,101	16	378,204	25	1,119	3	250,126	18
VERT FILE IN FEET AT END	26,227	178	4,948	31	9,292	63	1,111	75	10,876	9
VERT FILE IN FEET ADDED	2,008	74	253	16	317	30	65	22	1,373	4
MAPS AT END OF YEAR	729,051	77	63,901	16	64,124	40	990	17	600,036	4
MAPS ADDED DURING YEAR	34,615	44	4,052	9	6,425	23	120	9	24,018	1

**TABLE 5A - MEASURES OF VARIABILITY ON RESOURCES OF SPECIAL FEDERAL LIBRARIES  
IN THE WASHINGTON METROPOLITAN AREA, FISCAL YEAR 1965 - CIVILIAN DEPARTMENTS**

ITEM	10 PERCENTILE	MEAN	MEDIAN	90 PERCENTILE
VOLUMES AT END OF YEAR	5,072	172,316	100,000	480,366
VOLUMES ADDED DURING YEAR	490	7,156	4,745	12,225
SERIAL TITLES AT END OF YEAR	94	2,521	700	7,500
SERIALS ADDED DURING YEAR	5	796	29	1,780
GOVT DOC & TECH RPTS AT END	570	51,484	5,000	68,455
GOVT DOC & TECH RPTS ADDED	54	1,875	2,050	4,257
MICROFORMS AT END OF YEAR	13	12,467	289	38,025
MICROFORMS ADDED DURING YEAR	1	668	30	2,160
MAPS AT END OF YEAR	45	65,126	1,406	189,924
MAPS ADDED DURING YEAR	5	7,162	10,999	11,825

**TABLE 5B - MEASURES OF VARIABILITY ON RESOURCES OF SPECIAL FEDERAL LIBRARIES  
IN THE WASHINGTON METROPOLITAN AREA, FISCAL YEAR 1965 - OTHER CIVILIAN AGENCIES**

ITEM	10 PERCENTILE	MEAN	MEDIAN	90 PERCENTILE
VOLUMES AT END OF YEAR	8,928	56,051	37,916	99,000
VOLUMES ADDED DURING YEAR	178	2,291	758	4,298
SERIAL TITLES AT END OF YEAR	86	782	510	1,652
SERIALS ADDED DURING YEAR	3	35	25	56
GOVT DOC & TECH RPTS AT END	237	32,671	7,479	50,500
GOVT DOC & TECH RPTS ADDED	16	5,288	800	6,750
MICROFORMS AT END OF YEAR	18	33,164	230	103,323
MICROFORMS ADDED DURING YEAR	26	8,446	169	20,178
MAPS AT END OF YEAR	17	75	100	136
MAPS ADDED DURING YEAR	4	7	10	10

**TABLE 5C - MEASURES OF VARIABILITY ON RESOURCES OF SPECIAL FEDERAL LIBRARIES  
IN THE WASHINGTON METROPOLITAN AREA, FISCAL YEAR 1965 - DEPARTMENT OF DEFENSE**

ITEM	10 PERCENTILE	MEAN	MEDIAN	90 PERCENTILE
VOLUMES AT END OF YEAR	1,377	47,650	21,844	86,000
VOLUMES ADDED DURING YEAR	72	1,727	915	2,850
SERIAL TITLES AT END OF YEAR	92	507	300	885
SERIALS ADDED DURING YEAR	4	42	16	51
GOVT DOC & TECH RPTS AT END	255	98,719	12,000	296,380
GOVT DOC & TECH RPTS ADDED	24	5,146	1,300	7,735
MICROFORMS AT END OF YEAR	10	10,152	705	10,000
MICROFORMS ADDED DURING YEAR	83	2,135	1,000	4,900
MAPS AT END OF YEAR	6	51,872	200	14,900
MAPS ADDED DURING YEAR	6	163	50	440

TABLE 6A - MEASURES OF VARIABILITY ON RESOURCES OF SPECIAL FEDERAL LIBRARIES IN THE U.S.,  
EXCLUDING WASHINGTON METROPOLITAN AREA, FISCAL YEAR 1965 -

CIVILIAN DEPARTMENTS AND OTHER AGENCIES EXCLUDING VETERANS ADMINISTRATION

ITEM	10 PERCENTILE	MEAN	MEDIAN	90 PERCENTILE
VOLUMES AT END OF YEAR	3,000	28,050	10,251	70,000
VOLUMES ADDED DURING YEAR	182	1,943	624	4,317
SERIAL TITLES AT END OF YEAR	62	404	250	835
SERIALS ADDED DURING YEAR	5	69	36	100
GOVT DOC & TECH RPTS AT END	154	31,912	11,000	94,540
GOVT DOC & TECH RPTS ADDED	80	3,590	1,550	12,000
MICROFORMS AT END OF YEAR	40	35,228	817	89,679
MICROFORMS ADDED DURING YEAR	8	10,240	375	32,286
MAPS AT END OF YEAR	5	33,197	50	5,100
MAPS ADDED DURING YEAR	2	2,339	25	2,151

TABLE 6B - MEASURES OF VARIABILITY ON RESOURCES OF SPECIAL FEDERAL LIBRARIES IN THE U.S.,  
EXCLUDING WASHINGTON METROPOLITAN AREA, FISCAL YEAR 1965 -

DEPARTMENT OF DEFENSE

ITEM	10 PERCENTILE	MEAN	MEDIAN	90 PERCENTILE
VOLUMES AT END OF YEAR	2,514	74,632	12,044	70,230
VOLUMES ADDED DURING YEAR	196	1,942	939	4,236
SERIAL TITLES AT END OF YEAR	61	469	235	835
SERIALS ADDED DURING YEAR	4	56	16	51
GOVT DOC & TECH RPTS AT END	210	54,015	22,423	152,862
GOVT DOC & TECH RPTS ADDED	50	7,103	3,000	12,337
MICROFORMS AT END OF YEAR	50	52,374	4,030	137,890
MICROFORMS ADDED DURING YEAR	15	15,128	504	61,323
MAPS AT END OF YEAR	2	1,603	100	4,000
MAPS ADDED DURING YEAR	5	279	50	200

TABLE 7A - SUMMARY DATA ON OPERATING EXPENDITURES OF SPECIAL FEDERAL LIBRARIES, FISCAL YEAR 1965 -

WASHINGTON METROPOLITAN AREA

ITEM	TOTAL		NATIONAL		CIVILIAN		DEFENSE		OTHERS	
	AMOUNT	NO	AMOUNT	NO	AMOUNT	NO	AMOUNT	NO	AMOUNT	NO
TOTAL OPERATING EXPENSE	44,365,464	91	33,504,641	3	4,691,206	27	2,952,069	32	3,217,548	29
TOTAL SALARIES	31,151,414	87	23,521,888	3	3,373,746	26	2,268,136	30	1,987,644	28
LIBRARY MATERIALS	5,359,043	81	2,839,917	3	926,730	24	549,512	25	1,042,884	29
BINDING	746,495	69	541,332	3	101,414	22	29,122	18	74,627	26
OTHER EXPENSE	7,101,512	64	6,601,504	3	289,316	18	98,299	23	112,393	20

TABLE 7B - SUMMARY DATA ON OPERATING EXPENDITURES OF SPECIAL FEDERAL LIBRARIES, FISCAL YEAR 1965 -

U.S., EXCLUDING WASHINGTON METROPOLITAN AREA

ITEM	TOTAL		CIVILIAN		DEFENSE		VA		OTHERS	
	AMOUNT	NO	AMOUNT	NO	AMOUNT	NO	AMOUNT	NO	AMOUNT	NO
TOTAL OPERATING EXPENSE	13,822,374	250	1,561,297	41	8,121,628	97	2,076,231	95	2,060,218	17
TOTAL SALARIES	8,245,381	248	1,173,977	41	4,483,302	96	1,527,140	94	1,060,962	17
LIBRARY MATERIALS	3,690,885	224	282,855	36	2,148,685	89	448,594	84	810,751	15
BINDING	279,985	203	29,741	38	160,333	65	53,738	89	36,173	11
OTHER EXPENSE	1,600,123	185	74,724	38	1,323,308	73	46,759	62	155,332	12

TABLE 8A - MEASURES OF VARIABILITY ON OPERATING EXPENDITURES OF SPECIAL FEDERAL LIBRARIES IN THE WASHINGTON METROPOLITAN AREA, FISCAL YEAR 1965 -

CIVILIAN DEPARTMENTS

ITEM	10 PERCENTILE	MEAN	MEDIAN	90 PERCENTILE
TOTAL OPERATING EXPENSE	\$ 15,008	\$ 173,748	\$ 96,020	\$ 441,152
TOTAL SALARIES	10,397	129,759	69,575	351,293
LIBRARY MATERIALS	2,887	38,614	20,523	90,217
BINDING	268	4,610	1,500	13,308
OTHER EXPENSE	184	16,073	3,839	54,246

TABLE 8B - MEASURES OF VARIABILITY ON OPERATING EXPENDITURES OF SPECIAL FEDERAL LIBRARIES IN THE WASHINGTON METROPOLITAN AREA, FISCAL YEAR 1965 -

OTHER CIVILIAN AGENCIES

ITEM	10 PERCENTILE	MEAN	MEDIAN	90 PERCENTILE
TOTAL OPERATING EXPENSE	\$ 18,864	\$ 110,950	\$ 50,989	\$ 282,400
TOTAL SALARIES	9,900	70,987	39,450	190,200
LIBRARY MATERIALS	5,900	35,962	15,000	66,600
BINDING	100	2,870	1,000	7,169
OTHER EXPENSE	100	5,620	1,147	16,800

TABLE 8C - MEASURES OF VARIABILITY ON OPERATING EXPENDITURES OF SPECIAL FEDERAL LIBRARIES IN THE WASHINGTON METROPOLITAN AREA, FISCAL YEAR 1965 -

DEPARTMENT OF DEFENSE

ITEM	10 PERCENTILE	MEAN	MEDIAN	90 PERCENTILE
TOTAL OPERATING EXPENSE	\$ 7,950	\$ 92,252	\$ 63,454	\$ 262,069
TOTAL SALARIES	10,910	75,605	40,085	210,701
LIBRARY MATERIALS	967	21,980	12,000	47,500
BINDING	278	1,618	1,000	2,909
OTHER EXPENSE	272	4,274	1,000	9,900

TABLE 9A - MEASURES OF VARIABILITY ON OPERATING EXPENDITURES OF SPECIAL FEDERAL LIBRARIES IN THE U.S. EXCLUDING THE WASHINGTON METROPOLITAN AREA, FISCAL YEAR 1965 -

CIVILIAN DEPARTMENTS AND OTHER AGENCIES EXCLUDING VETERANS ADMINISTRATION

ITEM	10 PERCENTILE	MEAN	MEDIAN	90 PERCENTILE
TOTAL OPERATING EXPENSE	\$ 9,075	\$ 62,492	\$ 28,774	\$ 126,764
TOTAL SALARIES	6,360	38,533	19,936	93,504
LIBRARY MATERIALS	1,044	21,443	8,624	38,700
BINDING	200	1,345	800	3,140
OTHER EXPENSE	162	4,601	1,297	8,500

TABLE 9B - MEASURES OF VARIABILITY ON OPERATING EXPENDITURES OF SPECIAL FEDERAL LIBRARIES IN THE U.S. EXCLUDING THE WASHINGTON METROPOLITAN AREA, FISCAL YEAR 1965 -

DEPARTMENT OF DEFENSE

ITEM	10 PERCENTILE	MEAN	MEDIAN	90 PERCENTILE
TOTAL OPERATING EXPENSE	\$ 11,385	\$ 83,728	\$ 29,427	\$ 161,023
TOTAL SALARIES	7,374	46,701	23,549	107,898
LIBRARY MATERIALS	1,461	24,143	8,782	45,396
BINDING	243	2,467	1,000	4,250
OTHER EXPENSE	136	18,128	700	9,416

TABLE 10A - SUMMARY DATA ON PERSONNEL OF SPECIAL FEDERAL LIBRARIES, FISCAL YEAR 1965 -

WASHINGTON METROPOLITAN AREA

ITEM	TOTAL		NATIONAL		CIVILIAN		DEFENSE		OTHERS	
	AMOUNT	NO	AMOUNT	NO	AMOUNT	NO	AMOUNT	NO	AMOUNT	NO
TOTAL POSITIONS <sup>1/</sup>	2,865	99	1,840	3	445	29	335	35	245	32
PROF, GS9 & BELOW	1,119	86	805	3	121	24	122	31	71	28
PROF, GS10-13	993	80	723	3	116	24	69	25	85	28
PROF, GS14-15	149	17	132	3	10	9	3	3	4	2
PROF, GS16 & ABOVE	42	4	41	3					1	1
NON-PROF, GS5 & BELOW <sup>1/</sup>	378	69	78	2	135	23	110	25	55	19
NON-PROF, GS6-8 <sup>1/</sup>	145	38	60	2	34	14	22	10	29	12
NON-PROF, GS9 & ABOVE <sup>1/</sup>	39	9	1	1	29	4	9	4		
PROF POSITIONS FILLED	2,211	94	1,663	3	230	28	171	31	147	32
PROF POSITIONS VACANT	92	27	38	2	17	8	23	10	14	7
NON-PROF POSITIONS FILLED <sup>1/</sup>	521	77	128	2	184	25	127	27	82	23
NON-PROF POSITIONS VACANT <sup>1/</sup>	41	15	11	1	14	6	14	7	2	1

<sup>1/</sup> Does not include Non-Professional Positions in Library of Congress.

TABLE 10B - SUMMARY DATA ON PERSONNEL OF SPECIAL FEDERAL LIBRARIES, FISCAL YEAR 1965 -  
UNITED STATES, EXCLUDING WASHINGTON METROPOLITAN AREA

ITEM	TOTAL		CIVILIAN		DEFENSE		VA		OTHERS	
	AMOUNT	NO	AMOUNT	NO	AMOUNT	NO	AMOUNT	NO	AMOUNT	NO
TOTAL POSITIONS	1,019	256	134	42	556	100	198	95	131	19
PROF, GS9 & BELOW	416	219	46	31	202	87	137	88	31	13
PROF, GS10-13	233	117	34	23	129	47	36	35	34	12
PROF, GS14-15	5	3			4	2			1	1
PROF, GS16 & ABOVE										
NON-PROF, GS5 & BELOW	309	106	43	20	201	55	24	22	41	9
NON-PROF, GS6-8	46	26	9	4	19	14			18	8
NON-PROF, GS9 & ABOVE	10	6	2	2	1	1	1	1	6	2
PROF POSITIONS FILLED	627	244	75	38	325	97	167	92	60	17
PROF POSITIONS VACANT	27	24	5	4	10	10	6	6	6	4
NON-PROF POSITIONS FILLED	350	114	51	21	220	59	24	22	55	12
NON-PROF POSITIONS VACANT	15	7	3	3	1	1	1	1	10	2

TABLE 11 - SUMMARY DATA ON CHIEF LIBRARIANS OF SPECIAL FEDERAL LIBRARIES, FISCAL YEAR 1965

	TOTAL LIBRARIES	WASHINGTON METROPOLITAN AREA				UNITED STATES, EXCLUDING WASHINGTON METROPOLITAN AREA			
		NATIONAL	CIVILIAN	DEFENSE	OTHERS	CIVILIAN	DEFENSE	VA	OTHERS
1410 SERIES	303	1	27	30	25	34	85	89	12
OTHER SERIES	55	2	2	5	7	8	16	7	8
BELOW GS9	56			6	2	8	16	18	6
GS9-11	202		10	13	13	25	58	78	5
GS12-13	82		11	13	15	9	26		8
GS14-15	15		8	3	2		1		1
GS16 & UP	3	3							



TABLE 12

SUBJECT AREAS OF COLLECTIONS  
OF SPECIAL FEDERAL LIBRARIES  
FISCAL YEAR 1965

SUBJECT AREAS	NUMBER OF LIBRARIES REPORTING	
	AS PRIMARY SUBJECT AREA	AMONG 3 MOST SIGNIFICANT SUBJECT AREAS
LANGUAGE, LINGUISTICS	1	2
LIBRARY SCIENCE, DOCUMENTATION, INFORMATION RETRIEVAL	2	3
STATISTICS & ACCOUNTING	2	8
ARCHITECTURE	1	2
FINE ARTS	2	5
SOCIAL SCIENCES - GENERAL	2	12
EDUCATION	2	8
SOCIAL WORK	0	9
PSYCHOLOGY	10	40
ANTHROPOLOGY	1	1
CRIMINOLOGY & PENOLOGY	1	1
ADMINISTRATION, PERSONNEL	4	36
ECONOMICS	4	18
BUSINESS, COMMERCE, INDUSTRIAL RELATIONS	4	9
POLITICAL SCIENCE & PUBLIC ADMINISTRATION	4	15
INTERNATIONAL RELATIONS & DIPLOMACY	2	7
LAW	25	34
PATENT LAW, PATENTS	0	1
HISTORY, INCL. AMERICAN HISTORY	5	17

SUBJECT AREAS	NUMBER OF LIBRARIES REPORTING	
	AS PRIMARY SUBJECT AREA	AMONG 3 MOST SIGNIFICANT SUBJECT AREAS
SCIENCE - GENERAL	17	42
MATH	0	25
PHYSICS	6	29
CHEMISTRY	9	30
AGRICULTURE	2	3
CONSERVATION (Incl. FORESTRY, IRRIGATION, POLL. CONTROL, etc.)	6	10
BIOLOGICAL SCIENCE - GENERAL	4	24
ZOOLOGY, BOTANY, VETERINARY MEDICINE	6	14
GEOGRAPHY	5	7
GEOLOGY	7	9
OCEANOGRAPHY	2	10
ECOLOGY, ENVIRONMENTAL SCIENCES, FOOD TECHNOLOGY	4	11
CIVIL ENGINEERING	2	6
AEROSPACE & AERON. ENGINEERING	19	25
ELECTRICAL ENGINEERING & ELECTRONICS	9	19
ALL OTHER ENGINEERING, OR NOT SPECIFIED ENGINEERING	34	70
MILITARY SCIENCE (INCLUDING INTELLIGENCE)	21	42
NAVAL ARCH. & SUBMARINE DESIGN	4	19
MEDICINE	122	138
NURSING	0	31
PARAMEDICAL FIELDS, DENTISTRY, PUBLIC HEALTH	0	17

## **A P P E N D I C E S**

**Technical Notes**

**Agency Code**

**User Occupation and Subject Area Code**

**Pay Scale of the Civil Service Classification Act**

**Directory of Special Federal Libraries**

**Report Form**

## TECHNICAL NOTES

AGENCY CODE:--In order to classify Special Federal libraries, an agency code, based on the U.S. Government Organization Manual, was developed. Libraries of civilian executive departments appear in the order of the date of establishment of the departments they serve. Other civilian agency libraries, including those serving Congress, the Office of the President, and the Judiciary, appear in U.S. Government Manual sequence and the independent agencies in alphabetical order. The Department of Defense organization was grouped into Department of Defense proper, Departments of the Army, Navy and Air Force, followed by other defense agencies.

USER OCCUPATION AND SUBJECT AREA CODE:--The major occupations of the Special Federal library clientele and the significant subject areas of the collections were grouped into ten general categories. Five of these categories cover the sciences and technology and the remainder cover the other major disciplines.

ARRANGEMENT OF TABLES:--Institutional data for Special Federal libraries are given in tables 1A and 1B, 2A and 2B, and 3A and 3B. In these tables, libraries in the D.C. Metropolitan area are listed according to the agencies they serve and in the United States they are listed first by State and then according to the agencies they serve.

For comparative purposes, several of the text and basic tables are divided into two regions, the D.C. Metropolitan Area (comprising the District of Columbia and the adjoining counties in Maryland and Virginia) and the Aggregate United States (comprising the non-adjoining counties in Maryland and Virginia and the 48 other States.

FOOTNOTES:--In tables 1A and 1B, footnotes were limited to the branches not directly included in the Survey and to "other holdings" which did not fall into the standard categories.

In the directory tables 3A and B, the footnotes describe major library services rendered which were not specified in the report form.

ESTIMATES:--Estimated budget data in tables 2A and 2B are indicated by the letter "E" in the appropriate columns.

INDEX OF SPECIAL FEDERAL LIBRARIES:--For cross reference purposes, libraries are listed in the Index by agency and within agencies alphabetically by State.

A G E N C Y   C O D E

CIVILIAN EXECUTIVE DEPARTMENTS

OTHER CIVILIAN AGENCIES (continued)

- 107 Department of State
- 149 Department of the Treasury
- 164 Internal Revenue Service
- 530 Department of Justice
- 532 Deputy Attorney General
- 537 Civil Division
- 546 Bureau of Prisons
- 563 Post Office Department
- 594 Department of the Interior
- 610 Office of Geography
- 621 Bureau of Commercial Fisheries
- 623 Bureau of Mines
- 624 Geological Survey
- 627 National Park Service
- 631 Bureau of Reclamation
- 632 Bonneville Power Administration
- 675 Department of Agriculture
- 683 Forest Service
- 697 Agricultural Research Service
- 732 Department of Commerce
- 743 Bureau of the Census
- 744 Coast and Geodetic Survey
- 746 Office of Field Services
- 749 Maritime Administration
- 750 Patent Office
- 751 Bureau of Public Roads
- 753 National Bureau of Standards
- 755 Weather Bureau
- 767 Department of Labor
- 787 Solicitor of Labor
- 802 Department of Health, Education, and Welfare
- 805 Public Health Service
- 807 Bureau of Medical Services
- 809 National Institutes of Health
- 810 National Library of Medicine
- 818 Social Security Administration
- 855 Department of Housing and Urban Development-  
Federal Housing Administration

- 889 General Services Administration
- 901 Interstate Commerce Commission
- 902 National Aeronautics and Space Administration
- 903 National Labor Relations Board
- 904 National Science Foundation
- 905 Panama Canal Company
- 906 Railroad Retirement Board
- 908 Selective Service Commission
- 909 Small Business Administration
- 910 Smithsonian Institution
- 913 Tax Court of the U. S.
- 914 Tennessee Valley Authority
- 916 U. S. Civil Service Commission
- 926 U. S. Information Agency
- 928 Veterans Administration
- 947 VA Field Station Activities

DEPARTMENT OF DEFENSE

- 180 Department of Defense
- 188 Defense Research and Engineering
- 218 Joint Chiefs of Staff
- 224 Court of Military Appeals
- 231 Department of the Army
- 237 Research and Development
- 259 General Staff
- 261 Special Staff
- 267 Army Materiel Command
- 269 Army Combat Developments Command
- 271 Army Strategic Communications Command
- 273 Army Security Agency
- 287 Department of the Navy
- 295 Chief of Naval Operations
- 297 Office of Chief of Naval Operations
- 303 Chief of Naval Material
- 305 Bureau of Naval Weapons
- 307 Bureau of Ships
- 309 Bureau of Yards and Docks
- 311 Bureau of Supplies and Accounts
- 313 Bureau of Medicine and Surgery
- 315 Bureau of Naval Personnel
- 317 Office of Naval Research
- 322 Judge Advocate General
- 341 Marine Corps
- 364 Department of the Air Force
- 438 Personnel
- 444 Research and Development
- 448 Field Organization
- 452 Logistics Command
- 454 Systems Command
- 460 Continental Air Command
- 474 Overseas Commands
- 476 Separate Operating Agencies
- 479 Department of Defense Agencies and Joint Service Schools
- 481 Defense Atomic Support Agency
- 487 Defense Intelligence Agency
- 489 Defense Supply Agency
- 497 Armed Forces Staff College

OTHER CIVILIAN AGENCIES

- 061 General Accounting Office
- 063 Library of Congress
- 071 U. S. Supreme Court
- 072 U. S. Court of Appeals
- 093 Bureau of the Budget
- 862 Atomic Energy Commission
- 864 Civil Aeronautics Board
- 867 Export-Import Bank of Washington
- 874 Federal Aviation Agency
- 875 Federal Communications Commission
- 876 Federal Deposit Insurance Corporation
- 877 Federal Home Loan Bank Board
- 884 Federal Reserve System
- 888 Federal Trade Commission

USER OCCUPATION AND SUBJECT AREA CODE

00 LANGUAGE, LINGUISTICS, COMMUNICATIONS	60 AGRICULTURE
01 LIBRARY SCIENCE, DOCUMENTATION, INFORMATION RETRIEVAL	61 CONSERVATION (incl. FORESTRY, IRRIGATION, POLL CONTROL, etc.)
02 STATISTICS	62 BIOLOGICAL SCIENCE - GENERAL
03 ACCOUNTING	63 ZOOLOGY, BOTANY, NATURALISTS
04 MISCELLANEOUS	64 VETERINARY MEDICINE
10 SOCIAL SCIENCES - GENERAL	70 GEOGRAPHY
11 EDUCATION	71 GEOLOGY, METALLURGY
12 SOCIAL WORK	72 OCEANOGRAPHY, HYDROLOGY
13 PSYCHOLOGY	73 ECOLOGY, ENVIRONMENTAL SCIENCES, METEOROLOGY
14 ANTHROPOLOGY	74 FOOD TECHNOLOGY
15 CRIMINOLOGY & PENOLOGY	80 CIVIL ENGINEERING
20 ADMINISTRATION, PERSONNEL	81 AEROSPACE & AERON. ENGINEERING
21 ECONOMICS	82 ELECTRICAL ENGINEERING & ELECTRONICS
22 BUSINESS, COMMERCE, INDUSTRIAL RELATIONS	83 ENGINEERING-GENERAL AND OTHER ENGINEERING
23 POLITICAL SCIENCE & PUBLIC ADMINISTRATION	84 MILITARY SCIENCE (INCLUDING INTELLIGENCE)
24 INTERNATIONAL RELATIONS & DIPLOMACY	85 NAVAL ARCHITECTURE, SUBMARINE DESIGN
30 LAW	90 MEDICINE
31 PATENT LAW, PATENTS	91 NURSING
32 HISTORY, EXCEPT AMERICAN HISTORY	92 PARAMEDICAL FIELDS (MEDICAL TECHNICIAN, PHARMACY, etc.)
33 AMERICAN HISTORY	93 DENTISTRY
34 ARCHIVES, ARCHEOLOGY	94 PUBLIC HEALTH
40 RECREATION	
41 ARCHITECTURE	
42 FINE ARTS	
43 MUSEUMS, CURATORS	
50 SCIENCE - GENERAL	
51 MATH	
52 PHYSICS	
53 CHEMISTRY	
54 ASTRONOMY	

THE PAY SCALES OF THE CLASSIFICATION ACT OF 1949,  
AS AMENDED BY THE FEDERAL EMPLOYEES SALARY ACT OF 1965,  
EFFECTIVE OCTOBER 11, 1965

(The top line opposite each grade number shows the rates which become effective on October 11, 1965. The second line shows the rates in effect since July 6, 1964.)

GENERAL SCHEDULE-BASIC PER ANNUM RATES

Grade	1	2	3	4	5	6	7	8	9	10	Amt. of within grade inc.
1	3507 3385	3626 3500	3745 3615	3864 3730	3983 3845	4102 3960	4221 4075	4340 4190	4459 4305	4578 4420	119 115
2	3814 3680	3943 3805	4072 3930	4201 4055	4330 4180	4459 4305	4588 4430	4717 4555	4846 4680	4975 4805	129 125
3	4149 4005	4289 4140	4429 4275	4569 4410	4709 4545	4849 4680	4989 4815	5129 4950	5269 5085	5409 5220	140 135
4	4641 4480	4797 4630	4953 4780	5109 4930	5265 5080	5421 5230	5577 5380	5733 5530	5889 5680	6045 5830	156 150
5	5181 5000	5352 5165	5523 5330	5694 5495	5865 5660	6036 5825	6207 5990	6378 6155	6549 6320	6720 6485	171 165
6	5702 5505	5894 5690	6086 5875	6278 6060	6470 6245	6662 6430	6854 6615	7046 6800	7238 6985	7430 7170	192 185
7	6269 6050	6476 6250	6683 6450	6890 6650	7097 6850	7304 7050	7511 7250	7718 7450	7925 7650	8132 7850	207 200
8	6869 6630	7097 6850	7325 7070	7553 7290	7781 7510	8009 7730	8237 7950	8465 8170	8693 8390	8921 8610	228 220
9	7479 7220	7733 7465	7987 7710	8241 7955	8495 8200	8749 8445	9003 8690	9257 8935	9511 9180	9765 9425	254 245
10	8184 7900	8464 8170	8744 8440	9024 8710	9304 8980	9584 9250	9864 9520	10144 9790	10424 10060	10704 10330	280 270
11	8961 8650	9267 8945	9573 9240	9879 9535	10185 9830	10491 10125	10797 10420	11103 10715	11409 11010	11715 11305	306 295
12	10619 10250	10987 10605	11355 10960	11723 11315	12091 11670	12459 12025	12827 12380	13195 12735	13563 13090	13931 13445	368 355
13	12510 12075	12945 12495	13380 12915	13815 13335	14250 13755	14685 14175	15120 14595	15555 15015	15990 15435	16425 15855	435 420
14	14680 14170	15188 14660	15696 15150	16204 15640	16712 16130	17220 16620	17728 17110	18236 17600	18744 18090	19252 18580	508 490
15	17055 16460	17645 17030	18235 17600	18825 18170	19415 18740	20005 19310	20595 19880	21185 20450	21775 21020	22365 21590	590 570
16	19619 18935	20297 19590	20975 20245	21653 20900	22331 21555	23009 22210	23687 22865	24365 23520	25043 24175		678 655
17	22217 21445	22994 22195	23771 22945	24548 23695	25325 24445						777 750
18	25362 24500										

DIRECTORY OF SPECIAL LIBRARIES SERVING THE FEDERAL GOVERNMENT,  
FISCAL YEAR 1965 - WASHINGTON METROPOLITAN AREA

NATIONAL LIBRARIES

LIBRARY OF CONGRESS  
WASHINGTON, D C 20012

NATL AGRICULTURAL LIBRARY  
DEPT OF AGRICULTURE  
WASHINGTON, D C 20250

NATL LIBRARY OF MEDICINE  
8600 ROCKVILLE PIKE  
BETHESDA, MD 20014

CIVILIAN DEPARTMENTS

DEPT OF STATE  
LIBRARY  
WASHINGTON, D C 20520

TREASURY DEPT  
LIBRARY  
WASHINGTON, D C 20220

INTERNAL REVENUE SERVICE  
LIBRARY  
1111 CONSTITUTION AVE, NW  
WASHINGTON, D C 20224

DEPT OF JUSTICE  
MAIN LIBRARY  
WASHINGTON, D C 20530

DEPT OF JUSTICE  
CIVIL DIVISION LIBRARY  
WASHINGTON, D C 20530

BUREAU OF PRISONS  
LIBRARY  
WASHINGTON, D C 20530

POST OFFICE DEPT  
LIBRARY  
WASHINGTON, D C 20260

DEPT OF INTERIOR  
LIBRARY  
C ST BETWEEN 18 & 19 ST NW  
WASHINGTON, D C 20240

CIVILIAN DEPARTMENTS (continued)

OFFICE OF GEOGRAPHY  
LIBRARY  
WASHINGTON, D C 20240

BUREAU OF MINES  
RESEARCH CENTER LIBRARY  
COLLEGE PARK, MD 20740

GEOLOGICAL SURVEY  
LIBRARY  
WASHINGTON, D C 20242

DEPT OF COMMERCE  
LIBRARY  
WASHINGTON, D C 20230

BUREAU OF THE CENSUS  
LIBRARY  
SUITLAND, MD  
MAIL ADD WASHINGTON, D C 20233

COAST & GEODETIC SURVEY  
ESSA, DEPT OF COMMERCE  
LIBRARY  
WASHINGTON SCIENCE CENTER  
ROCKVILLE, MD 20852

MARITIME ADMINISTRATION  
LIBRARY  
ROOM 4463, GAO BLDG  
441 G ST, NW  
WASHINGTON, D C 20235

PATENT OFFICE  
SCIENTIFIC LIBRARY  
DEPT OF COMMERCE  
14TH & E STS, NW  
WASHINGTON, D C 20231

PATENT OFFICE  
RESEARCH & DEVELOPMENT LIBRARY  
1406 G ST, NW  
WASHINGTON, D C 20231



D.C. METROPOLITAN AREA

CIVILIAN DEPARTMENTS (continued)

CIVILIAN DEPARTMENTS (continued)

BUREAU OF PUBLIC ROADS  
LIBRARY  
MATOMIC BLDG  
1717 H ST, NW  
WASHINGTON, D C 20235

NATL BUREAU OF STANDARDS  
LIBRARY  
WASHINGTON, D C 20234

WEATHER BUREAU LIBRARY  
ENVIRONMENTAL SCI SERVICE ADMIN  
DEPT OF COMMERCE  
SUITLAND, MD 20233

DEPT OF LABOR  
LIBRARY  
WASHINGTON, D C 20210

DEPT OF LABOR LAW LIBRARY  
OFFICE OF SOLICITOR  
14TH & CONSTITUTION  
WASHINGTON, D C 20210

DEPT OF HEALTH, ED & WELFARE  
LIBRARY  
WASHINGTON, D C 20201

PUBLIC HEALTH SERVICE  
DIVISION OF CHRONIC DISEASES  
DEPT OF HEALTH, ED, & WELFARE  
DIVISION OF CHRONIC DISEASES  
WASHINGTON, D C 20201

PUBLIC HEALTH SERVICE  
RADIOLOGICAL HEALTH LAB LIBRARY  
1901 CHAPMAN AVE  
ROCKVILLE, MD 20852

FREEDMEN'S HOSPITAL  
SCHOOL OF NURSING  
LIBRARY  
WASHINGTON, D C

NATL INSTITUTES OF HEALTH  
LIBRARY  
BETHESDA, MD 20014

NATL INST OF MENTAL HEALTH  
RESEARCH GRANTS BRANCH  
LIBRARY  
BETHESDA, MD 20014

FEDERAL HOUSING ADMINISTRATION  
LIBRARY  
WASHINGTON, D C 20411

DEPARTMENT OF DEFENSE

GEORGE WASHINGTON UNIVERSITY  
HUMAN RESOURCES OFFICE  
LIBRARY  
300 N WASHINGTON ST  
ALEXANDRIA, VA 22314

SPECIAL PROJECTS OFFICE  
TECHNICAL LIBRARY  
ROOM 3245 MUNITIONS BLDG  
WASHINGTON, D C 20360

WEAPONS SYSTEMS EVALUATION GRP  
UNCLASSIFIED DOCUMENT LIBRARY  
400 ARMY NAVY DRIVE  
ARLINGTON, VA

MILITARY ASSISTANCE INSTITUTE  
LIBRARY  
TYLER BLDG, ARLINGTON TOWERS  
ARLINGTON, VA 22209

COURT OF MILITARY APPEALS  
LIBRARY  
WASHINGTON, D C 20442

ARMY  
DEPT OF DEFENSE, ARMY MAP SERV  
GEODETIC LIBRARY  
BETHESDA, MD 20315

ADJUTANT GENERALS OFFICE  
ARMY LIBRARY  
DEPT OF ARMY  
ROOM 1A518, PENTAGON  
WASHINGTON, D C 20310

ARMY CHIEF OF ENGINEERS  
LIBRARY  
BUILDING T-7  
WASHINGTON, D C 20315

WALTER REED ARMY INST OF RES  
LIBRARY  
WALTER REED ARMY MEDICAL CENTER  
WASHINGTON, D C 20012

## DEPARTMENT OF DEFENSE (continued)

## ARMY

WALTER REED GENERAL HOSPITAL  
MEDICAL LIBRARY  
WASHINGTON D C 20012

## NAVY

NAVY DEPARTMENT  
LIBRARY  
ROOM 1241, MAIN NAVY BLDG  
WASHINGTON, D C 20360

NAUTICAL CHART LIBRARY  
SUITLAND, MD

NAVAL OBSERVATORY  
LIBRARY

WASHINGTON, D C 20390

NAVAL OCEANOGRAPHIC OFFICE  
LIBRARY CODE 1640  
WASHINGTON, D C 20390

NATL OCEANOGRAPHIC DATA CENTER  
WASHINGTON, D. C. 20390

NAVAL EXPL ORD DISPOSAL FACILITY  
TECHNICAL LIBRARY  
INDIAN HEAD, MD 20640

NAVAL PROPELLANT PLANT  
TECHNICAL LIBRARY  
INDIAN HEAD, MD 20640

BUREAU OF NAVAL WEAPONS  
TECHNICAL LIBRARY  
WASHINGTON, D C 20360

NAVAL SHIP SYSTEMS COMMAND  
TECHNICAL LIBRARY %SHIPS-2021□  
WASHINGTON, D C 20360

DAVID TAYLOR MODEL BASIN  
CENTRAL LIBRARY  
CARDEROCK, MD 20007

BUREAU OF YARDS & DOCKS  
TECHNICAL LIBRARY  
DEPT OF THE NAVY  
WASHINGTON, D C 20390

NAVY BUREAU OF SUPPLIES & ACCTS  
LIBRARY  
0326 MAIN NAVY BLDG  
WASHINGTON, D C 20360

## NAVY

EDWARD RHODES STITT LIBRARY  
NAVAL MEDICAL SCHOOL  
NATL NAVAL MEDICAL CENTER  
BETHESDA, MD 20014

NAVAL MEDICAL RESEARCH INST  
TECHNICAL REFERENCE LIBRARY  
BETHESDA, MD 20014

BUREAU OF NAVAL PERSONNEL  
TECHNICAL LIBRARY  
WASHINGTON, D C 20370

NAVAL PERSONNEL PROGRAM SUPPORT  
PERSONNEL RESEARCH LAB TECH LIB  
NAVY YARD, BLDG 200, RM 3308  
WASHINGTON, D C 20390

NAVAL PERSONNEL PROGRAM SUPPORT  
TRAINING PUBLICATIONS DIVISION  
NAVY YARD, BLDG 220  
WASHINGTON, D C 20390

NAVAL RESEARCH LAB  
TECHNICAL LIBRARY  
WASHINGTON, D C 20360

OFFICE OF THE NAVY  
JUDGE ADVOCATE GENERAL LIBRARY  
ROOM 2E349 PENTAGON  
WASHINGTON, D C 20350

## AIR FORCE

AIR FORCE  
OFFICE OF SCIENTIFIC RESEARCH  
RESEARCH LIBRARY  
WASHINGTON, D C 20333

AIR FORCE SYSTEMS COMMAND  
HEADQUARTERS LIBRARY  
ANDREWS AIR FORCE BASE  
WASHINGTON, D C 20331

## DOD AGENCIES

DEFENSE ATOMIC SUPPORT AGENCY  
TECHNICAL LIBRARY  
WASHINGTON, D C 20301

DEFENSE INTELLIGENCE AGENCY  
INTELLIGENCE LIBRARY  
WASHINGTON, D C 20301

## DEPARTMENT OF DEFENSE (continued)

## OTHER AGENCIES (continued)

## NAVY

NAVAL DEFENSE INTELLIGENCE SCH  
NAVAL STA ANACOSTIA ANNEX  
LIBRARY  
WASHINGTON, D C 20390

DEFENSE DOCUMENTATION CENTER  
TECHNICAL REFERENCE LIBRARY  
CAMERON STATION, BLDG 5  
ALEXANDRIA, VA 22314

DEF SUPPLY AGENCY, CAMERON STA  
LIBRARY  
ALEXANDRIA, VIRGINIA 22304

## OTHER AGENCIES

GENERAL ACCOUNTING OFFICE  
LAW LIBRARY  
WASHINGTON, D C 20548

SUPREME COURT  
LIBRARY  
WASHINGTON, D C 20543

BUREAU OF THE BUDGET  
LIBRARY  
EXECUTIVE OFFICE BLDG  
17TH & PENN AVE  
WASHINGTON, D C 20503

ATOMIC ENERGY COMMISSION  
LIBRARY  
GERMANTOWN, MD 20545

ATOMIC ENERGY COMMISSION  
LAW LIBRARY  
GERMANTOWN, MD 20545

CIVIL AERONAUTICS BOARD  
LIBRARY  
1825 CONNECTICUT AVE, NW RM 914  
WASHINGTON, D C 20428

EXPORT-IMPORT BANK OF WASH  
LIBRARY  
811 VERMONT AVE, NW  
WASHINGTON, D C 20571

FEDERAL AVIATION AGENCY  
LIBRARY  
800 INDEPENDENCE AVE  
WASHINGTON, D C 20553

FEDERAL COMMUNICATIONS COMM  
LIBRARY  
WASHINGTON, D C 20554

FEDERAL DEPOSIT INS CORP  
LIBRARY  
550 17TH ST NE  
WASHINGTON, D C 20429

FEDERAL HOME LOAN BANK BOARD  
LAW LIBRARY  
ROOM 869, 101 INDIANA AVE NW  
WASHINGTON, D C 20552

FEDERAL HOME LOAN BANK BOARD  
OFFICE OF RESEARCH & HOME FIN  
LIBRARY  
WASHINGTON, D C 20552

FEDERAL RESERVE SYSTEM  
RESEARCH LIBRARY  
WASHINGTON, D C 20551

FEDERAL TRADE COMMISSION  
LIBRARY  
6TH & PENNSYLVANIA AVE NW  
WASHINGTON, D C 20580

GENERAL SERVICES ADMINISTRATION  
CENTRAL OFFICE LIBRARY  
WASHINGTON, D C 20405

INTERSTATE COMMERCE COMMISSION  
LIBRARY  
WASHINGTON, D C 20423

NATL AERONAUTICS & SPCE AGENCY  
HEADQUARTERS, TECHNICAL LIB  
WASHINGTON, D C 20546

GODDARD SPACE FLIGHT CENTER  
LIBRARY  
GREENBELT, MD 20771

NATL LABOR RELATIONS BOARD  
LIBRARY  
WASHINGTON, D C 20570

NATL SCIENCE FOUNDATION  
LIBRARY  
1800 G ST NW  
WASHINGTON, D C 20550

## OTHER AGENCIES (continued)

RAILROAD RETIREMENT BOARD  
LIBRARY  
WASHINGTON, D C 20004

SELECTIVE SERVICE SYSTEM  
NATIONAL HEADQUARTERS  
REFERENCE LIBRARY  
WASHINGTON, D C 20435

SMALL BUSINESS ADMINISTRATION  
REFERENCE LIBRARY  
811 VERMONT AVE NW  
WASHINGTON, D C 20416

SMITHSONIAN INSTITUTE  
LIBRARY  
WASHINGTON, D C 20560

FREER GALLERY OF ART  
LIBRARY  
WASHINGTON, D C 20560

NATL GALLERY OF ART  
LIBRARY  
WASHINGTON, D C 20565

TAX COURT OF THE US  
LIBRARY  
WASHINGTON, D C 20044

CIVIL SERVICE COMMISSION  
LIBRARY  
WASHINGTON, D C 20415

US INFORMATION AGENCY  
AGENCY LIBRARY  
WASHINGTON, D C 20547

VA HOSPITAL, WASHINGTON DC  
LIBRARY  
WASHINGTON, D C 20422

VETERANS ADMINISTRATION  
LAW LIBRARY  
WASHINGTON, D C 20420

VETERANS ADMINISTRATION  
MED & GEN REFERENCE LIBRARY  
WASHINGTON, D C 20420

VA/DM&S LIBRARY SYSTEM  
VETERANS ADMINISTRATION  
WASHINGTON, D. C. 20420

DIRECTORY OF SPECIAL LIBRARIES SERVING THE FEDERAL GOVERNMENT,  
FISCAL YEAR 1965  
UNITED STATES, EXCLUDING WASHINGTON METROPOLITAN AREA

CIVILIAN DEPARTMENTS

OFFICE OF US ATTORNEY, CHICAGO  
LIBRARY  
219 S DEARBORN  
CHICAGO, ILL 60604

NATL PARK SERVICE  
SOUTHWEST ARCHEOL CENTER  
LIBRARY  
P O BOX 1562  
GLOBE, ARIZONA 85501

BUREAU OF COMMERCIAL FISHERIES  
BIOLOGICAL LAB, WOODS HOLE  
LIBRARY  
WOODS HOLE, MASS 02543

BUREAU OF COMMERCIAL FISHERIES  
BIOLOGICAL LAB, GALVESTON  
LIBRARY, FISH & WILDLIFE SERV  
GALVESTON, TEXAS 77552

BUREAU OF COMMERCIAL FISHERIES  
AUKE BAY  
FISHERIES RESEARCH LIBRARY  
AUKEBAY, ALASKA 99821

BUREAU OF COMMERCIAL FISHERIES  
HONOLULU  
LIBRARY, FISH & WILDLIFE SERV  
HONOLULU, HAWAI 96812

TUSCALOOSA METALLURGY RES LAB  
LIBRARY  
TUSCALOOSA, ALABAMA

BUREAU OF MINES  
TWIN CITIES RES CTRS  
LIBRARY  
MINNEAPOLIS, MINN

BUREAU OF MINES  
PETROLEUM RESEARCH CENTER  
LIBRARY, P O BOX 1398  
BARTLESVILLE, OKLAHOMA 74004

CIVILIAN DEPARTMENTS (continued)

ALBANY METALLURGY RES CENTER  
TECHNICAL ENGINEERING LIBRARY  
BUREAU OF MINES  
ALBANY, OREGON 97321

BUREAU OF MINES  
PITTSBURGH RESEARCH CENTER  
LIBRARY  
4800 FORBES AVE  
PITTSBURGH, PA 15213

BUREAU OF MINES  
MORGANTOWN RESEARCH CENTER  
MORGANTOWN, WEST VIRGINIA

LARAMIE PETROLEUM RES CENTER  
LIBRARY  
LARAMIE, WYOMING

GEOLOGICAL SURVEY, DENVER  
LIBRARY, BLDG 25  
DENVER FEDERAL CENTER  
DENVER, COLO 80225

NATIONAL PARK SERVICE  
MIDWEST REGIONAL OFFICE  
LIBRARY  
OMAHA, NEBRASKA

BUREAU OF RECLAMATION  
LIBRARY, BLDG 53  
DENVER FEDERAL CENTER  
DENVER, COLORADO 80225

DEPT OF INTERIOR  
BONNEVILLE POWER ADMIN  
LIBRARY  
P O BOX 3621  
PORTLAND, OREGON 97208

PACIFIC SW FOREST SERVICE  
FOREST & RANGE EXPERIMENT STA  
USDA AGENCY FIELD LIBRARY  
BERKELEY, CALIF 94701

AGGREGATE U.S. EXCLUDING D.C. METROPOLITAN AREA  
CIVILIAN DEPARTMENTS (continued) CIVILIAN DEPARTMENTS (continued)

SOUTHERN FOREST EXPER STA  
LIBRARY  
RM T-10210 FED OFF BLDG  
NEW ORLEANS, LA 70113

SE FOREST SERVICE  
FOREST EXP. STATION  
LIBRARY  
ASHEVILLE, N C 28802

PACIFIC NW FOREST SERVICE  
FOREST & RANGE EXPERIMENT STA.  
LIBRARY  
908 N E 6TH AVENUE  
PORTLAND, OREGON 97208

NORTHEAST FOREST SERVICE  
FOREST EXPERIMENT STATION  
LIBRARY  
102 MOTORS AVE  
UPPER DARBY, PA 19082

INTERMOUNTAIN FOREST & RANGE  
EXPERIMENT STATION  
STATION REGION LIBRARY  
OGDEN, UTAH 84401

FOREST PRODUCTS LAB, MADISON  
LIBRARY  
MADISON. WIS 53705

AGRICULTURAL RESEARCH SERVICE  
WESTERN REG RESEARCH LAB  
800 BUCHANAN ST  
ALBANY, CALIF 94710

DEPT OF AGRICULTURE  
NORTHERN UTILIZATION RES & DEV  
ARS LIBRARY  
1815 N UNIVERSITY  
PEORIA, ILL 61604

NATL ANIMAL DISEASE LAB  
LIBRARY  
P O BOX 70, AMES, IOWA 50011

DEPT OF AGRICULTURE  
PLUM ISL ANIMAL DISEASE LAB  
LIBRARY  
PLUM ISLAND, N Y 11944

DEPT OF AGRICULTURE  
EASTERN UTILIZATION RES & DEV  
LIBRARY  
WYNDOMOOR, PA 19118

ENVIRON SCIENCE SERV ADMIN  
BOULDER LABORATORIES LIBRARY  
INST FOR ENVIRON RESEARCH  
BOULDER, COLO 80301

DEPT OF COMMERCE  
BUSINESS REFERENCE LIBRARY  
NEW YORK FIELD SERVICE  
350 FIFTH AVE  
NEW YORK, N Y 10001

NBS CLEARINGHOUSE FOR  
FEDERAL SCIENTIFIC & TECH INFO  
TECHNICAL LIBRARY  
DEPT OF COMMERCE  
SPRINGFIELD, VA 22151

PUB HEALTH SERV HOSPITAL  
SAN FRANCISCO  
LIBRARY, 15TH & LAKE  
SAN FRANCISCO, CALIF 94118

PUBLIC HEALTH SERVICE  
COMM DISEASE CENTER, ATLANTA  
LIBRARY  
ATLANTA, GA 30333

PUBLIC HEALTH CENTER, ATLANTA  
MEDICAL AV REFERENCE ROOM  
ATLANTA, GA 30333

PUB HEALTH SERV HOSPITAL,  
LEXINGTON  
LIBRARY  
LEXINGTON, KY

PUB HEALTH SERV HOSPITAL,  
NEW ORLEANS  
MED REF & RESEARCH LIB  
210 STATE ST  
NEW ORLEANS, LA 70118

PUB HEALTH SERV HOSP,  
BALTIMORE  
MEDICAL LIBRARY  
WYMAN PARK DR & 31ST ST  
BALTIMORE, MD 21211

AGGREGATE U.S. EXCLUDING D.C. METROPOLITAN AREA  
CIVILIAN DEPARTMENTS (continued) DEPARTMENT OF DEFENSE (continued)

PUBLIC HEALTH SERVICE  
ROCKY MOUNTAIN LAB  
HAMILTON, MONTANA 59840

PUBLIC HEALTH SERVICE  
CHARLES FERGUSON MEDICAL LIB.  
U S P H S HOSPITAL  
STATEN ISLAND, N Y 10304

R A TAFT SANITARY ENG CENTER  
LIBRARY  
4676 COLUMBIA PARKWAY  
CINCINNATI, OHIO 45226

SOCIAL SECURITY ADMINISTRATION  
LIBRARY  
SOCIAL SECURITY BLDG  
BALTIMORE, MD 21235

DEPARTMENT OF DEFENSE

HUMRRO DIV 4, FORT BENNING  
LIBRARY  
P O BOX 2086  
FORT BENNING, GEORGIA 31905

ARMY

MISSILE & MUNITIONS CENTER SCH  
TECHNICAL LIBRARY  
REDSTONE ARSENAL, ALABAMA

ARMY NATICK LABORATORIES  
TECHNICAL LIBRARY  
NATICK, MASS 01760

ARTILLERY & MISSILE SCHOOL  
TECHNICAL LIBRARY  
FORT SILL, OKLAHOMA

ARMY SOUTHEAST SIGNAL SCHOOL  
LIBRARY  
FORT GORDON, GEORGIA 30905

ARMY AVIATION MATERIAL LAB  
TECHNICAL LIBRARY  
FORT EUSTIS, VA 23604

NOBLE ARMY HOSPITAL  
MEDICAL LIBRARY  
FORT MC CLELLAN, ALABAMA 36201

ARMY

MARTIN ARMY HOSPITAL  
HOSPITAL PROFESSIONAL LIBRARY  
FORT BENNING, GA

ARMY ENGINEER WATERWAYS  
EXPERIMENT STATION, VICKSBURG  
RESEARCH CENTER LIBRARY C  
P O BOX 631  
VICKSBURG, MISS 39181

SANDIA BASE ARMY HOSPITAL  
SANDIA BASE  
ALBUQUERQUE, NEW MEXICO

VALLEY FORGE GENERAL HOSPITAL  
MEDICAL SERVICES POF LIBRARY  
PHOENIXVILLE, PA 19460

STIMSON LIBRARY  
MED FIELD SERV SCHOOL  
FORT SAM HOUSTON, TEXAS 78234

REDSTONE SCIENTIFIC INFO CENTER  
LIBRARY  
HUNTSVILLE, ALABAMA

ARMY COLD REGIONS RES ENG LAB  
ARMY MATERIEL COMMAND, LIBRARY  
PO BOX 282, HANOVER N H 03755

ARMY ELECTRONICS COMMAND  
TECHNICAL LIBRARY  
FORT MONMOUTH, N J 07703

WHITE SANDS MISSILE RANGE  
TECHNICAL LIBRARY  
NEW MEXICO

DUGWAY PROVING GROUND  
TECHNICAL LIBRARY  
DUGWAY, UTAH 84022

ARMY COMBAT DEF COMMAND  
COMBAT SERVICE SUPPORT GROUP  
LIBRARY  
FORT LEE, VA 23801

ARMY SIGNAL CENTER & SCHOOL  
LIBRARY  
FORT MONMOUTH, N J 07703

DEPARTMENT OF DEFENSE (continued)

DEPARTMENT OF DEFENSE (continued)

ARMY

ARMY SECURITY AGENCY SCHOOL  
LIBRARY  
FORT DEVONS, MASS 01433

NAVY

NAVAL AIR STATION, JACKSONVILLE  
TECH FILES & LIB BRANCH  
TECHNICAL FILES & LIB BRANCH  
COMMANDING OFFICER CODE 0-350  
JACKSONVILLE, FLA

NAVAL AVIONICS FACILITY, INDPLS  
TECHNICAL LIBRARY  
INDIANAPOLIS, INDIANA

FLEET COMPUTER PROGRAM CENTER  
PACIFIC TECHNICAL LIBRARY  
SAN DIEGO, CALIF 92147

NAVAL ORD TEST STATION, CHINA LK  
LIBRARY DIVISION  
CHINA LAKE, CALIF 93557

NAVAL ORDNANCE LAB, CORONA  
TECHNICAL LIBRARY  
CORONA, CALIF 91720

PASADENA NAVAL ORDNANCE TEST STA  
TECHNICAL LIBRARY  
PASADENA ANNEX  
3202 E FOOTHILL BLVD  
PASADENA CALIF 91107

PT MUGU NAVAL MISSILE CENTER  
LIBRARY DIVISION 32  
POINT MUGU, CALIF 93041

NAVY ELECTRONICS LAB, SAN DIEGO  
LIBRARY  
SAN DIEGO. CALIF 92152

NAVAL RADIOLOGICAL DEFENSE LAB  
LIBRARY  
SAN FRANCISCO, CALIF 94135

NAVY MINE DEFENSE LAB  
TECHNICAL LIBRARY  
PANAMA CITY, FLA 32402

CRANE NAVAL AMMUNITION DEPOT  
DEPOT LIBRARY DIVISION  
ADM DEPT  
CRANE, INDIANA

NAVY

NAVAL ORD PLANT, IROQUOIS STA  
CODE R LIBRARY  
LOUISVILLE, KY 40214

LAKEHURST NAVAL AIR TEST FAC  
TECHNICAL LIBRARY 4020  
NAVAL AIR STATION  
LAKEHURST, N J 08733

NAVAL AIR TURBINE TEST STA  
NATTS TECHNICAL LIBRARY  
WEST TRENTON, N J 08607

NAVAL AIR ENGINEERING CENTER  
TECHNICAL LIBRARY  
PHILADELPHIA, PA 19112

NAVAL AIR DEVELOPMENT CENTER  
TECHNICAL LIBRARY  
JOHNSVILLE, PA 18974

NAVAL AIR DEVELOPMENT CENTER  
AEROSPACE MEDICAL RES DEPT LIB  
JOHNSVILLE, PA 18974

DAHLGREN NAVAL WEAPONS LAB  
TECHNICAL LIBRARY  
DAHLGREN, VA 22448

NAVAL AMMUNITION DEPOT  
QUALITY EVALUATION LAB, OAHU  
WEAPONS TECHNICAL LIBRARY  
OAHU, HAWAII 96610

SUBMARINE BASE, GROTON  
SUBMARINE MEDICAL CENTER  
LIBRARY  
NEW LONDON, CONN 06342

NAVY MARINE ENGINEERING LAB  
LIBRARY, CODE 257  
ANNAPOLIS, MD 21402

PHILADELPHIA NAVAL SHIPYARD  
NAVAL BOILER & TURBINE LAB.  
TECHNICAL LIBRARY  
PHILADELPHIA, PA 19112

NAVAL CIVIL ENG LAB, PT HUENEME  
TECHNICAL LIBRARY DIVISION  
PORT HUENEME, CALIF 93041



DEPARTMENT OF DEFENSE (continued)

DEPARTMENT OF DEFENSE (continued)

## NAVY

CIVIL ENGINEER CORPS OFFICERS  
NAVAL SCHOOL  
TECHNICAL LIB  
CONSTRUCTION BATTALION CENTER  
PORT HUENEME, CALIF 93041

SAN FRANCISCO BAY NAVAL SHIPYD  
SHIPYARD TECH LIB 247A7  
SAN FRANCISCO, CALIF 94135

BUREAU OF YARDS & DOCKS  
MIDWEST DIVISION LIBRARY  
BLDG 1A, GREAT LAKES, ILL 60088

BOSTON NAVAL SHIPYARD  
TECHNICAL LIBRARY  
BOSTON, MASS 02129

PORTSMOUTH NAVAL SHIPYARD  
SHIPYARD TECHNICAL LIBRARY  
PORTSMOUTH, N H

PHILADELPHIA NAVAL SHIPYARD  
TECHNICAL LIBRARY XCODE 249B□  
TECHNICAL LIBRARY CODE 249B  
PHILADELPHIA, PA 19112

NAVAL CONSTRUCTION BATTALION CEN  
TECHNICAL LIBRARY  
DAVISVILLE, RHODE ISLAND 02854

CHARLESTON NAVAL SHIPYARD  
TECHNICAL LIBRARY US NAVAL BASE  
CHARLESTON, S C 29408

BUREAU OF YARDS & DOCKS  
DEPT OF NAVY, NW DIVISION  
TECHNICAL LIBRARY  
1638 W LAWTON WAY  
SEATTLE, WASHINGTON 98119

PUGET SOUND NAVAL SHIPYARD  
ENGINEERING LIBRARY CODE 245.6  
BREMERTON, WASHINGTON 98314

PEARL HARBOR NAVAL SHIPYARD  
SHIPYARD TECHNICAL LIBRARY  
PEARL HARBOR, HAWAII 96610

## NAVY

NAVAL SUPPLY CENTER, OAKLAND  
TECHNICAL LIBRARY  
7TH & MARITIME STREETS  
OAKLAND, CALIF 94625

BAYONNE NAVAL SUPPLY R & D FAC  
LIBRARY  
BAYONNE, N J

NAVAL HOSPITAL, OAKLAND  
MEDICAL LIBRARY, BLDG 101  
8750 MOUNTAIN BLVD  
OAKLAND, CALIF 94627

NAVAL HOSPITAL, SAN DIEGO  
MEDICAL LIBRARY 7-8  
SAN DIEGO, CALIF 92134

GREAT LAKES NAVAL HOSPITAL  
MEDICAL LIBRARY  
MEDICAL LIBRARY  
GREAT LAKES, ILL 60088

CHELSEA NAVAL HOSPITAL  
MEDICAL LIBRARY  
CHELSEA, MASS 02150

ST ALBANS NAVAL HOSPITAL  
MEDICAL LIBRARY  
ST ALBANS, NY 11425

PHILADELPHIA NAVAL HOSPITAL  
MEDICAL LIBRARY  
PHILADELPHIA, PA 19145

BREMERTON NAVAL HOSPITAL  
MEDICAL LIBRARY  
BREMERTON, WASHINGTON 98314

NAVAL PERSONNEL RES ACTIVITY  
SAN DIEGO  
LIBRARY  
SAN DIEGO, CALIF 92152

NAVAL POSTGRAD SCHOOL, MONTEREY  
LIBRARY  
MONTEREY, CALIF 93940

NAVAL WAR COLLEGE  
LIBRARIES  
NEWPORT, RHODE ISLAND 02844

AGGREGATE U.S. EXCLUDING  
DEPARTMENT OF DEFENSE (continued)

D.C. METROPOLITAN AREA  
DEPARTMENT OF DEFENSE (continued)

NAVY

NORFOLK NAVAL SHIPYARD  
TECHNICAL LIBRARY ZCODE 246040  
BLDG 29  
PORTSMOUTH, VA 23509

NAVAL TRAINING CENTER, SAN DIEGO  
CENTER LIBRARY, BLDG 177  
SAN DIEGO, CALIF 92152

BOSTON OFF OF NAVAL RESEARCH  
LIBRARY  
495 SUMMER ST  
BOSTON, MASS 02210

BROOKLYN NAVAL APPLIED SCI LAB  
TECHNICAL LIBRARY  
CODE 9832, BLDG I91, NAVAL BASE  
BROOKLYN, NY 11251

NORFOLK NAVY WEATHER RES LAB  
NAVAL AIR STATION LIBRARY  
BLDG R 48, NORFOLK, VA 23511

NAVAL AMPHIBIOUS BASE, CORONADO  
LIBRARY  
CORONADO, CALIF

MCAS EL TORO  
STATION LIBRARY  
SANTA ANA, CALIF

NAVAL MEDICAL FIELD RESEARCH LAB  
SCIENTIFIC LIBRARY  
CAMP LEJEUNE, NC 28542

AIR FORCE

CHANUTE AIR FORCE BASE LIB  
CHANUTE AIR FORCE BASE  
ILL 61868

WESTERN LIBRARY SERVICE CENTER  
HAMILTON AIR FORCE BASE  
CALIFORNIA 94935

LAURENCE G HANSCOM FIELD  
BASE LIBRARY AFL 2835  
BEDFORD, MASS 01731

AFCL, L G HANSCOM FIELD  
RESEARCH LIBRARY  
BEDFORD, MASS 01731

AIR FORCE

ROME AIR DEVELOPMENT CENTER  
LIBRARY SERVICES  
TECH, DOCUMENTS & BRANCH LIBS  
GRIFFISS AFB, N Y 13442

AIR FORCE INST OF TECHNOLOGY  
LIBRARY  
WRIGHT-PATTERSON AFB, OHIO 45433

MAXWELL AIR FORCE HOSPITAL  
LIBRARY  
MAXWELL AIR FORCE BASE  
MONTGOMERY, ALA 36112

OFFICE OF RESEARCH ANALYSIS  
HOLLOMAN AFB  
TECHNICAL LIB  
HOLLOMAN AFB, N M 88330

AEROSPACE RESEARCH LABORATORIES  
INFORMATION LIBRARY BLDG 450  
WRIGHT-PATTERSON AFB, OHIO 45433

WRIGHT PATTERSON TECH LIB  
WRIGHT PATTERSON AFB, OHIO 45433

ARNOLD ENG DEVELOPMENT CENTER  
TECHNICAL LIBRARY  
ARNOLD AF STATION, TENN

GOODFELLOW AFB TECH LIB  
AFL 7033  
TEXAS 76901

SMAMA BASE LIBRARY  
MCCLELLAN AFB  
CALIF 95652

AIR FORCE FLIGHT TEST CENTER  
EDWARDS AIR FORCE BASE  
TECHNICAL LIBRARY  
CALIF 93523

SPACE SYSTEMS DIVISION  
TECHNICAL LIBRARY AFL 2822  
A F UNIT P O  
LOS ANGELES, CALIF 90045

AGGREGATE U.S. EXCLUDING  
DEPARTMENT OF DEFENSE (continued)

AIR FORCE

AIR FORCE SPECIAL WEAPONS CNTR  
TECHNICAL INFO & INTELL DIV  
TECHNICAL LIBRARY  
KIRKLAND AFB, N M 87117

FOREIGN TECHNOLOGY DIV  
TECH INTELLIGENCE LIBRARY  
WRIGHT-PATTERSON AFB  
OHIO 45433

AIR PROVING GROUND CENTER  
EGLIN AFB TECH LIB  
AFL 2825 EGLIN AIR FORCE BASE  
FLORIDA, 32542

HQ CONTINENTAL AIR COMMAND  
ROBINS AIR FORCE BASE  
LIBRARY SERVICE CENTER ALF 6707  
WARNER ROBINS, GA 31093

WILFORD HALL USAF HOSPITAL  
MEDICAL LIBRARY WHELD  
LACKLAND AIR FORCE BASE  
SAN ANTONIO, TEXAS 78236

6570 PERSONNEL RESEARCH LAB  
LACKLAND AIR FORCE BASE  
BOX 1557, SAN ANTONIO, TEX 78236

AEROSPACE RES, EUROPEAN OFFICE  
TECH INFO OFFICE, APO NY  
APO NEW YORK, N Y 09667

AIR FORCE ACCT & FIN CTR, DENVER  
LIBRARY  
DENVER, COLORADO

AERONAUTICAL CHART & INFO CTR  
TECHNICAL LIBRARY AFL 7021  
2ND & ARSENAL  
ST LOUIS, MO 63118

D.C. METROPOLITAN AREA  
DEPARTMENT OF DEFENSE (continued)

DOD AGENCIES

DEF LANGUAGE INST WEST CST BR  
RESEARCH LIBRARY  
PRESIDIO OF MONTEREY, CALIF 93940

DEFENSE LOGISTICS SERV CTR  
LIBRARY  
50 N WASHINGTON ST  
BATTLE CREEK, MICHIGAN

ARMED FORCES STAFF COLLEGE  
LIBRARY  
NORFOLK, VA 23511

VETERANS ADMINISTRATION

VA HOSPITAL, BIRMINGHAM  
GENERAL & MEDICAL LIBRARY  
BIRMINGHAM, ALA

VA HOSPITAL, TUSCALOOSA  
LIBRARY  
TUSCALOOSA, ALA

VA HOSPITAL, TUSKEGEE  
LIBRARY  
TUSKEGEE, ALA

VA HOSPITAL, TUCSON  
TUCSON, ARIZONA 85713

VA HOSPITAL, LITTLE ROCK  
MEDICAL LIBRARY  
LITTLE ROCK, ARKANSAS

VA HOSPITAL, FRESNO  
LIBRARY  
2615 E CLINTON ST  
FRESNO, CALIF 93703

VETERANS HOSPITAL, LIVERMOR  
LIBRARY  
LIVERMORE, CALIF

VA HOSPITAL, LONG BEACH  
MEDICAL LIBRARY  
5901 E 7TH ST  
LONG BEACH, CALIF 90804

VA HOSPITAL, SEPULVEDA  
LIBRARY  
16111 PULMER ST  
SEPULVEDA, CALIF 91343

VETERANS ADMINISTRATION (cont'd)

VA HOSPITAL, MARTINEZ  
LIBRARY SERVICE  
150 MUIR RD  
MARTINEZ, CALIF 94553

VA HOSPITAL, SAN FRANCISCO  
MEDICAL LIBRARY  
SAN FRANCISCO, CALIF

VA HOSPITAL, PALO ALTO  
MEDICAL LIBRARY  
3801 JUNIPERO SERRA BLVD  
PALO ALTO, CALIF 94304

VA HOSPITAL, NEWINGTON  
555 WILLARD AVE  
NEWINGTON, CONN 06111

VA HOSPITAL, WEST HAVEN  
MEDICAL LIBRARY  
SPRING STREET  
WEST HAVEN, CONN 06516

VETERANS HOSPITAL, WILMINGTON  
MEDICAL LIBRARY  
P O BOX 1266  
WILMINGTON, DELA 19899

VA HOSPITAL, CORAL GABLES  
MEDICAL LIBRARY  
1200 ANASTASIA AVE  
CORAL GABLES, FLA 33134

VA HOSPITAL, ATLANTA  
LIBRARY  
4158 PEACHTREE RD  
ATLANTA, GA 30319

VA HOSPITAL, AUGUSTA  
FOREST HILLS DIVISION  
LIBRARY  
AUGUSTA, GA 30904

VA HOSPITAL, AUGUSTA  
LENWOOD DIVISION  
LIBRARY  
AUGUSTA, GA 30904

VA CENTER, DUBLIN  
LIBRARY  
DUBLIN, GA 31021

VETERANS ADMINISTRATION (cont'd)

VA CENTER, BOISE  
LIBRARY  
BOISE, IDAHO 83701

VETERANS ADMIN, CHICAGO  
RESEARCH HOSPITAL LIBRARY  
333 E HURON STREET  
CHICAGO, ILL 60611

VETERANS ADMIN, CHICAGO  
WESTSIDE HOSPITAL LIBRARY  
820 S DAMEN AVE  
CHICAGO, ILL 60612

VA HOSPITAL, DOWNEY  
MED & GEN REFERENCE LIBRARY  
DOWNEY, ILL 60065

VA HOSPITAL, HINES  
LIBRARY  
HINES, ILL 60141

VA HOSPITAL, FORT WAYNE  
LIBRARY  
1600 RANDALIA DR  
FORT WAYNE, INDIANA 46805

VA HOSPITAL, INDIANAPOLIS  
LIBRARY  
INDIANAPOLIS, INDIANA

VA MEDICAL LIBRARY, MARION  
MARION, INDIANA 46955

VA HOSPITAL, IOWA CITY  
MEDICAL LIBRARY  
IOWA CITY, IOWA

VA CENTER, DES MOINES  
LIBRARY  
DES MOINES, IOWA 50308

VA HOSPITAL TOPEKA  
LIBRARY  
TOPEKA, KA 66622

VA CENTER, WADSWORTH  
MEDICAL LIBRARY  
WADSWORTH  
LEAVENWORTH, KA 66089

AGGREGATE U.S. EXCLUDING D.C. METROPOLITAN AREA

VETERANS ADMINISTRATION (cont'd)

VA HOSPITAL, LEXINGTON  
LIBRARY  
LEXINGTON, KY 40507

VA HOSPITAL, LOUISVILLE  
LIBRARY  
LOUISVILLE, KY 40202

VA HOSPITAL, ALEXANDRIA  
LIBRARY  
ALEXANDRIA, LA 71301

VA CENTER, TOGUS  
LIBRARY  
TOGUS, MAINE 04333

VA HOSPITAL, FORT HOWARD  
LIBRARY  
FORT HOWARD, MD 21052

VA HOSPITAL, PERRY POINT  
LIBRARY  
PERRY POINT, MD 21902

VA HOSPITAL, BEDFORD  
MEDICAL LIBRARY  
200 SPRINGS ROAD  
BEDFORD, MASS 01730

VA HOSPITAL, BOSTON  
LIBRARY  
150 S HUNTINGTON  
BOSTON, MASS 02130

VA HOSPITAL, BROCKTON  
MEDICAL LIBRARY  
BROCKTON, MASS 02401

VA HOSPITAL, NORTHAMPTON  
LIBRARY  
NORTHAMPTON, MASS 01062

VA HOSPITAL, WEST ROXBURY  
MEDICAL & GENERAL LIBRARY  
WEST ROXBURY, MASS 02132

VA HOSPITAL, DEARBORN  
MEDICAL LIBRARY  
DEARBORN, MICH 48121

VETERANS ADMINISTRATION (cont'd)

VA HOSPITAL, MINNEAPOLIS  
LIBRARY  
MINNEAPOLIS, MINN 55417

VA HOSPITAL, ST CLOUD  
LIBRARY  
ST CLOUD, MINN 56302

VA CENTER, JACKSON  
LIBRARY  
1500 E WOODROW WILSON DR  
JACKSON, MISS 39216

VA HOSPITAL, KANSAS CITY  
LIBRARY  
4801 LINWOOD BLVD  
KANSAS CITY, MO 64128

VA HOSPITAL, POPLAR BLUFF  
LIBRARY  
POPLAR BLUFF, MO 63901

VA HOSPITAL, ST LOUIS  
MED LIB, JEFFERSON BARRACKS  
ST LOUIS, MO 63125

VA HOSPITAL, FT HARRISON  
LIBRARY  
FORT HARRISON, MONTANA 59636

VA HOSPITAL, LINCOLN  
MEDICAL & GENERAL LIBRARY  
600 S 70TH ST  
LINCOLN, NEBR 68501

VA HOSPITAL, OMAHA  
MED LIB, 4101 WOOLWORTH  
OMAHA, NEBR 68105

VA CENTER, RENO  
LIBRARY  
RENO, NEVADA

VA HOSPITAL LIBRARY, LYONS  
LIBRARY  
LYONS, N J 07939

VA REGIONAL OFFICE, NEWARK  
MEDICAL LIBRARY  
NEWARK, N J

AGGREGATE U.S. EXCLUDING D.C. METROPOLITAN AREA

VETERANS ADMINISTRATION (cont'd)

VA HOSPITAL, BRONX  
GEN & MED LIBRARY SERVICE  
BRONX, N Y 10468

VA HOSPITAL, BUFFALO  
LIBRARY  
BUFFALO, N Y

VA HOSPITAL, CANANDAIGUA  
LIBRARY  
CANANDAIGUA, N Y 14424

VA HOSPITAL, BROOKLYN  
LIBRARY  
BROOKLYN, N Y

VA HOSPITAL, MONTROSE  
MEDICAL LIBRARY  
MONTROSE, N Y 10548

VA HOSPITAL, DURHAM  
MEDICAL LIBRARY  
DURHAM, N C 27705

VA CENTER, FARGO  
MEDICAL & GENERAL LIBRARY  
FARGO, N D 58102

VA CENTER, DAYTON  
MAIN LIBRARY  
DAYTON, OHIO 45428

VA HOSPITAL, BRECKSVILLE  
10000 BRECKSVILLE, RD  
BRECKSVILLE, OHIO 44141

VA HOSPITAL, CHILLICOTHE  
MEDICAL LIBRARY  
CHILLICOTHE, OHIO 45601

VA HOSPITAL, OKLAHOMA CITY  
MEDICAL LIBRARY  
921 N E 13TH ST  
OKLAHOMA CITY, OKLA 73104

VA HOSPITAL, ALTOONA  
LIBRARY  
ALTOONA, PA 16603

VA HOSPITAL, BUTLER  
LIBRARY  
BUTLER, PA 16001

VETERANS ADMINISTRATION (cont'd)

VA HOSPITAL, COATESVILLE  
MED LIB  
COATESVILLE, PA 19320

VA HOSPITAL, PHILADELPHIA  
MEDICAL LIBRARY  
128 N BROAD ST  
PHILADELPHIA, PA 19102

VA HOSP, PITTSBURGH-LEECH FARM RD  
MEDICAL LIBRARY  
PITTSBURGH, PA 15206

VA HOSPITAL, PITTSBURGH-OAKLAND  
MEDICAL LIBRARY UNIVERSITY DRIVE  
PITTSBURGH, PA 15240

VA HOSPITAL, WILKES BARRE  
MEDICAL LIBRARY 111 E END BLVD  
WILKES-BARRE, PA 18703

FT MEADE GENERAL LIBRARY  
FORT MEADE, S D 57741

VA HOSPITAL, MEMPHIS  
MEDICAL LIBRARY  
MEMPHIS, TENN 38115

VA CENTER, BONHAM  
LIBRARY  
BONHAM, TEXAS 75418

VA HOSPITAL, DALLAS  
GENERAL & MEDICAL LIBRARY  
DALLAS, TEXAS 75216

VA HOSPITAL, HOUSTON  
LIBRARY SERVICE  
2002 HOLCOMBE BLVD  
HOUSTON, TEXAS 77031

VA HOSPITAL, MARLIN  
LIBRARY  
1016 WARD ST  
MARLIN, TEXAS 76661

VA CENTER, TEMPLE  
LIBRARY  
TEMPLE, TEXAS 76501

AGGREGATE U.S. EXCLUDING D.C. METROPOLITAN AREA

VETERANS ADMINISTRATION (cont'd.)

VA HOSPITAL, WACO  
 MEDICAL LIBRARY  
 WACO, TEXAS 76703

VA LIBRARY, WHITE RIVER JUNCTION  
 STATION 4005  
 WHITE RIVER JUNCTION, VT 05001

VA HOSPITAL, HAMPTON  
 LIBRARY  
 HAMPTON, VA 23367

VA HOSPITAL, RICHMOND  
 LIBRARY SERVICE  
 RICHMOND, VA 23225

VA HOSPITAL SALEM  
 LIBRARY  
 SALEM, VA 24153

VA HOSPITAL, SEATTLE  
 LIBRARY, 4435 BEACON AVE S  
 SEATTLE, WASH

VA HOSPITAL, VANCOUVER  
 MEDICAL LIBRARY  
 4TH PLAIN & G STS  
 VANCOUVER, WASH 98863

VA HOSPITAL, WALLA WALLA  
 HOSPITAL LIBRARY  
 WALLA WALLA, WASH

VA HOSPITAL, AMERICAN LAKE  
 LIBRARY  
 AMERICAN LAKE, WASH 98493

VA HOSPITAL, CLARKSBURG  
 LIBRARY  
 CLARKSBURG, W VA

VA HOSPITAL, HUNTINGTON  
 LIBRARY  
 HUNTINGTON, W VA

VA CENTER, MARTINSBURG  
 LIBRARY  
 MARTINSBURG, W VA

VETERANS ADMINISTRATION (cont'd.)

VA HOSPITAL, MADISON  
 LIBRARY  
 2500 OVERLOOK TERRACE  
 MADISON, WIS 53705

VA HOSPITAL, TOMAH  
 MEDICAL LIBRARY  
 TOMAH, WIS

VA CENTER, WOOD  
 LIBRARY  
 WOOD, WIS

OTHER AGENCIES

9TH CIRCUIT COURT OF APPEALS  
 LIBRARY  
 SAN FRANCISCO, CALIF 94101

US COURTS, CHICAGO  
 LIBRARY  
 U S COURTHOUSE  
 CHICAGO, ILL 60604

COURT OF APPEALS SIXTH CIRCUIT  
 CINCINNATI  
 LIBRARY  
 CINCINNATI, OHIO 45202

COURT OF APPEALS, PHILADELPHIA  
 LIBRARY  
 PHILADELPHIA PA

9TH CIRCUIT COURT OF APPEALS,  
 SEATTLE  
 LIBRARY, FEDERAL COURTHOUSE  
 SEATTLE, WASH 98122

AMES LABORATORY DOCUMENT LIB  
 AMES LABORATORY USAEC  
 BOX 1129, I S U STATION  
 AMES, IOWA 50010

LOS ALAMOS SCIENTIFIC LAB  
 LIBRARY  
 LOS ALAMOS, NEW MEXICO

ATOMIC ENERGY COMMISSION, NY  
 LIBRARY  
 376 HUDSON ST  
 NEW YORK, N Y 10014

OTHER AGENCIES (continued)

NATL AVIATION FAC EXP CTR  
LIBRARY  
ATLANTIC CITY, NEW JERSEY

FEDERAL AVIATION AGENCY  
AERONAUTICAL CENTER, OKLAHOMA  
LIBRARY P O BOX 1082  
OKLAHOMA CITY, OKLA 73101

NASA AMES RESEARCH CENTER  
TECHNICAL LIBRARY  
MOFFETT FIELD, CALIF

KENNEDY SPACE CENTER  
LIBRARY  
KENNEDY SPACE CTR, FLORIDA 32899

NASA LEWIS RESEARCH CENTER  
LIBRARY  
2100 BROOKPARK RD  
CLEVELAND, OHIO 44135

NASA LANGLEY RESEARCH CENTER  
LANGLEY STATION, TECHNICAL LIB  
HAMPTON, VA 23365

NASA, WOLLOPS ISLAND  
LIBRARY  
WOLLOPS ISLAND, VA 23337

CANAL ZONE LIBRARY MUSEUM  
BALBOA HEIGHTS, CANAL ZONE

RAILROAD RETIREMENT BOARD  
LIBRARY  
CHICAGO, ILL

SMITHSONIAN INSTITUTION  
ASTROPHYSICAL OBSERVATORY LIB  
CAMBRIDGE, MASS

TVA LAW LIBRARY  
KNOXVILLE, TENN 37902

TVA TECHNICAL LIBRARY  
500 UNION AVE  
KNOXVILLE, TENN 37902

TVA MAP INFO & RECORDS UNIT  
LIBRARY  
108 POUND BLDG  
CHATTANOOGA, TENN 37402





## FEDERAL LIBRARY COMMITTEE

LIBRARY OF CONGRESS

WASHINGTON, D. C. 20540

### PROPOSED SURVEY OF SPECIAL LIBRARIES SERVING THE FEDERAL GOVERNMENT, 1965

*Please answer all questions. Unless otherwise specified, all annual data are to cover this library's reporting year which ended during fiscal year 1965. If exact figures are not available, please estimate and write "Est." after the figure. If question is not applicable, write "NA" in the space provided. If additional space is needed, attach a separate sheet and identify items.*

#### DEFINITIONS

For the purposes of this survey, a special library serving the Federal Government may be defined as a reference and/or research library organized and administered by a separate department, independent agency, authority, commission or component of the Executive, Judicial or Legislative Branch of the U.S. Government. Also included will be national libraries.

Excluded are collections of information and materials with less than one man year devoted to their maintenance and use and/or expending less than \$10,000 per year, including salaries. Archival collections, elementary school and public libraries run by the Federal government and District of Columbia shall be excluded.

1. **LIBRARIAN** - A person responsible for the operation and/or administration of this library.
2. **PROFESSIONAL LIBRARY STAFF** - A professional library staff member is a person performing work that requires education, training, and skill in the theoretical or scientific aspects of library work as distinct from its mechanical and clerical aspects.
3. **BRANCH LIBRARY** - An auxiliary facility with separate quarters, a permanent basic collection of library materials, under the administration of this library, serving primarily employees and/or officials of the federal government.
4. **CLIENTELE** - The users and borrowers of this library. Specifically, the employees and/or officials served with some regularity by this library.
5. **GENERAL PUBLIC** - Users of the library other than employees of your agency or the government.
6. Subject collections should preferably be described by using either the Subject Headings Used in the Dictionary Catalogs of the Library of Congress or Sears List of Subject Headings as an authority for broad subject categories such as: Agriculture, Commerce, Engineering, History, Law, Medicine, Public Health, Transportation.
7. **VOLUMES** - A volume is any printed, typewritten, mimeographed, or processed work, bound or unbound, that has been catalogued and/or fully prepared for use. Exclude bound periodical volumes.
8. **GOVERNMENT DOCUMENTS** - Any publication in book, serial, or non-book form bearing a government imprint. The publications of Federal, State, local, and foreign governments and of world organizations, such as United Nations, European Common Market, etc., are included in this category. Excluded are technical reports.
9. **TECHNICAL REPORT** - An official or formal record giving details and results of a specific investigation of a scientific or technical problem.
10. **SERIAL** - A publication issued in successive parts, usually at regular intervals, and as a rule, intended to be continued indefinitely. Serials include periodicals, newspapers, annuals (reports, yearbooks, etc.) memoirs, proceedings, transactions of societies, and may include monographic and publishers' series. (Practically speaking, a publication which lends itself to listing in visible indexes or other posting records.)
11. **PERIODICALS** - A serial issued in parts which are not monographs and which usually contain articles by several contributors. It generally has a distinctive title and the successive numbers or parts are intended to appear at stated or regular intervals, and as a rule, for an indefinite period.
12. **STAFF POSITIONS BY FULL-TIME EQUIVALENTS** - To compute "full-time equivalents (FTE)" (of part-time personnel), add the total number of hours worked (or budgeted in the case of vacancies) per week by all part-time paid personnel or budgeted personnel and divide by the number of hours in your full-time work week. Report these calculations as decimals, converting to the nearest tenth of a position. DO NOT include volunteer personnel.
13. **BUDGETED POSITION** - A position for which funds have been allocated in the library budget.
14. **TRANSACTION** - The basic operational unit for handling a single item, e.g. circulation of one book, cataloging of one title, answering one reference question, etc.



**PART III-PERSONNEL INFORMATION**

**Number of Professional Budgeted Full-Time Positions (See Definition 12)**

GRADE	5	6	7	8	9	10	11	12	13	14	15
a. FILLED											
b. VACANT											
c. TOTAL											

**Number of Other Budgeted Full-Time Positions (See Definition 12)**

GRADE	5	6	7	8	9	10	11	12	13	14	15
d. FILLED											
e. VACANT											
f. TOTAL											

TOTAL (c+f)

13 Gross annual salary of librarian or person directly in charge of this library, before deductions. (See Definition 1) (This information will remain confidential and will not be published by individual library. DO NOT give range, but actual salary.)

14 Check the highest educational level attained by the librarian or person directly in charge of this library and specify his major. (See Definition 1)

HIGH SCHOOL	SOME COLLEGE (YRS.)	UNDERGRADUATE DEGREE(S) (MAJOR)	MASTER DEGREE(S) (MAJOR)	PH.D OR EQUIVALENT DEGREE(S) (MAJOR)
a. <input type="checkbox"/>	b. <input type="checkbox"/>	c. <input type="checkbox"/>	d. <input type="checkbox"/>	e. <input type="checkbox"/>

f.  Other non-degree professional training (Specify)

**PART IV- EQUIPMENT USED IN THIS LIBRARY**

ITEM	NUMBER OF UNITS		DESCRIPTION
	AVAILABLE IN LIBRARY	AVAILABLE THROUGH CENTRAL FACILITY	
Microprint reading equipment			
Duplicating equipment			
Office copying equipment			
Data processing and/or information storage and retrieval equipment			
Other major equipment for library use (Specify type) (Exclude parts of physical plant)			

**PART V-FINANCIAL INFORMATION**

16 Does this library have a separate budget as a guide for its operation? 1  YES 2  NO

17 Operating Expenditures 1964. (Record the actual annual expenditures of this library for the items listed below; estimate if necessary.)

Annual Salaries		AMOUNT OF EXPENDITURES
1	Total, all professional library staff (Series 1410, GS-7 and above)	\$
2	Total, all other professional staff (Other series, GS-7 and above)	\$
3	Total, all non-professional staff (All series, GS-6 and below)	\$
4	TOTAL ANNUAL SALARIES (1 + 2 + 3)	\$
t	TOTAL LIBRARY MATERIALS	\$
c	Binding and rebinding	\$
d	Other Operation Expenditures (Travel, supplies, etc.) (Specify)	\$
e	TOTAL OPERATING EXPENDITURES (a4 + b + c + d)	\$

PART VI-LIBRARY ACTIVITIES

16	Which of the following activities are performed by this library:	Check one		Estimated no. transactions for no. of Nov.
		YES	NO	
a	Cataloging and classification of collection	1 <input type="checkbox"/>	2 <input type="checkbox"/>	
b	Routing of new journals	1 <input type="checkbox"/>	2 <input type="checkbox"/>	
c	Circulation of library materials	1 <input type="checkbox"/>	2 <input type="checkbox"/>	
d	Reference and/or information services	1 <input type="checkbox"/>	2 <input type="checkbox"/>	
e	Interlibrary loan transactions	1 <input type="checkbox"/>	2 <input type="checkbox"/>	
f	Preparation of acquisition lists	1 <input type="checkbox"/>	2 <input type="checkbox"/>	
g	Compilation of bibliographies upon request	1 <input type="checkbox"/>	2 <input type="checkbox"/>	
h	Preparation of abstracts upon request	1 <input type="checkbox"/>	2 <input type="checkbox"/>	
i	Preparation of translations upon request	1 <input type="checkbox"/>	2 <input type="checkbox"/>	
j	Serves as GPO depository	1 <input type="checkbox"/>	2 <input type="checkbox"/>	
k	Serves as document depository for other governmental agencies (AEC, NASA, etc.)	1 <input type="checkbox"/>	2 <input type="checkbox"/>	
l	Serves as document depository for other report series (Specify)	1 <input type="checkbox"/>	2 <input type="checkbox"/>	
m	Reproduction or duplication of library materials for library clientele	1 <input type="checkbox"/>	2 <input type="checkbox"/>	
n	Other major library services provided to library clientele (Specify) (Attach additional sheet if more space is needed)	1 <input type="checkbox"/>	2 <input type="checkbox"/>	
o	Other major library services provided to other than branch libraries of this library (Specify)	1 <input type="checkbox"/>	2 <input type="checkbox"/>	
p	Does this library administer a general - reading collection in addition to your special library	1 <input type="checkbox"/>	2 <input type="checkbox"/>	
q	If item "p" is yes, are the statistics of the general-reading collection excluded from this report	1 <input type="checkbox"/>	2 <input type="checkbox"/>	
r	Does this library issue regularly any publication for distribution to the public or library clientele	1 <input type="checkbox"/>	2 <input type="checkbox"/>	
s	If item "r" is yes, give title of publication	1 <input type="checkbox"/>	2 <input type="checkbox"/>	
NAME AND TITLE OF PERSON FURNISHING INFORMATION		SIGNATURE		DATE

FEDERAL LIBRARY COMMITTEE  
 SURVEY OF FEDERAL LIBRARY AUTOMATION ACTIVITIES\*

Date \_\_\_\_\_

Library \_\_\_\_\_

Address \_\_\_\_\_

Completed by \_\_\_\_\_ D.  
 C.

A. Function	B. Status: Check 1-3; Date Started 4-7						D. Comments (special features, by products, extent of automation effort if only partial for any functions, or other) [Use verso for extensive comments]
	No Need	No Plans	Considering	Authorized Study	Designing	Implementing	
1 Accounting							
2 Acquisitions							
3 Circulation Control							
4 Catalog Card Production							
5 Book Catalog Production							
6 Serial Record or Union Lists							
7 Bibliographies Prepared (incl. current awareness and announcement media)							
8 Reference Queries							
9 Graphic Storage of Material							
10 Telecommunication Devices (inter-library)							
11 Other							

\*For the purposes of this survey "automation" is to be limited to that using EAM or ADP equipment or the equivalent, but not to include manual systems or semi-automated systems such as edge-notched cards, "Peek-a-Boo" techniques, and standard cartridge microfilm.



UNITED STATES  
GOVERNMENT PRINTING OFFICE  
DIVISION OF PUBLIC DOCUMENTS  
WASHINGTON, D.C. 20402  
OFFICIAL BUSINESS

POSTAGE AND FEES PAID  
U.S. GOVERNMENT PRINTING OFFICE

Office of Education  
U.S. DEPARTMENT OF HEALTH, EDUCATION, AND WELFARE/OE-15067

AL ASE KFs  
Survey of special libraries se  
Stanford Law Library



3 6105 044 071 285



